



MARMIRO STONES<sup>®</sup>

BY TURAN BEKISOGLU



ELEVATING HARDSCAPES



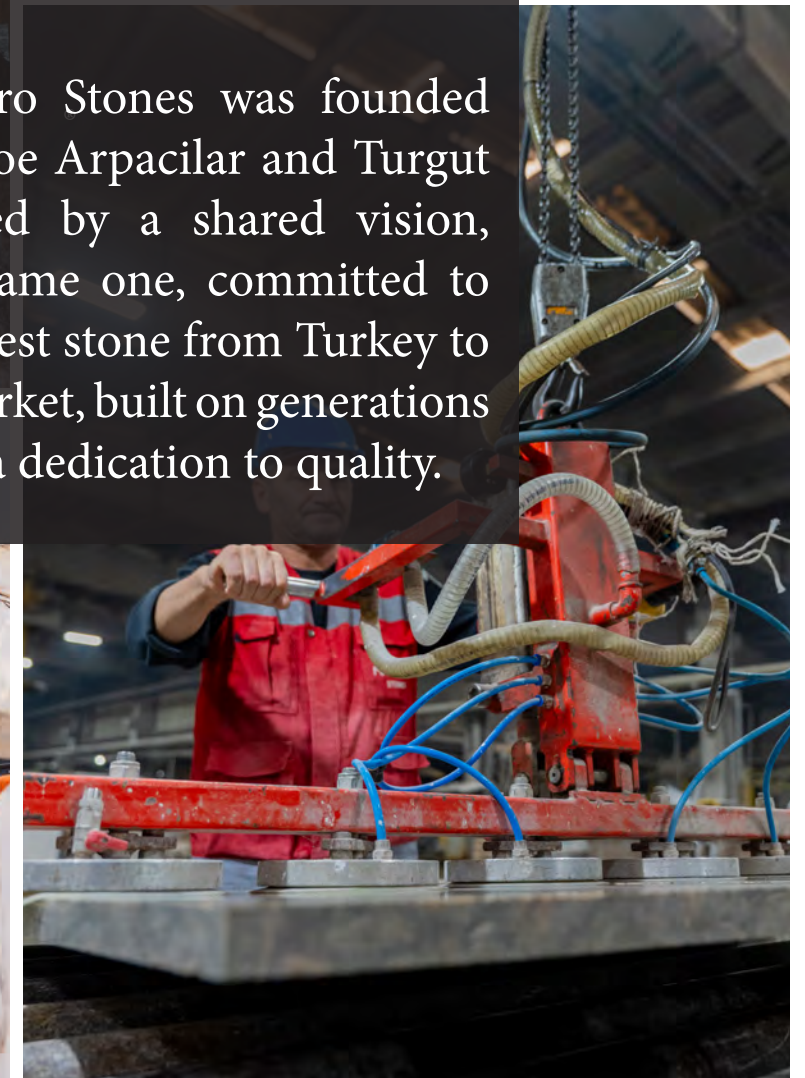
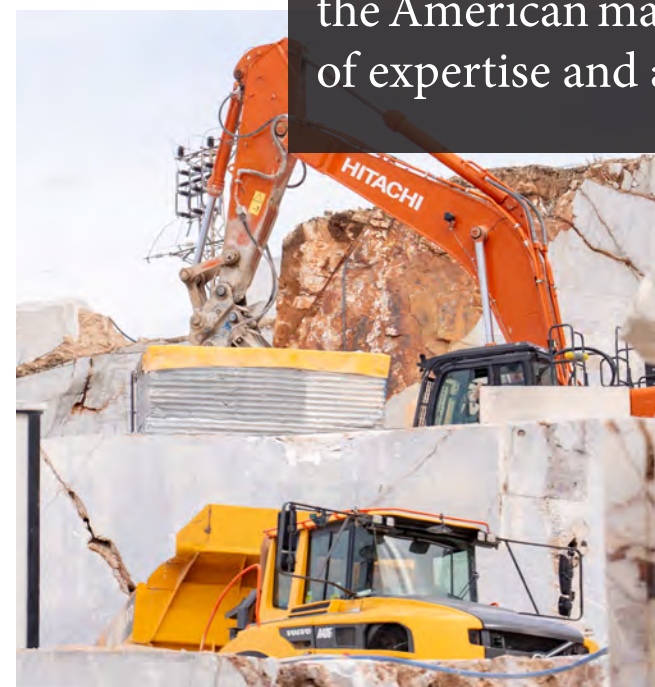
# ROOTED IN LEGACY



Established in 1959 by Turan Bekişoğlu in Ankara, Martura Stones began as a family owned quarry and factory dedicated to extracting and crafting premium natural stone.



In 2000, Marmiro Stones was founded in the U.S. by Moe Arpacilar and Turgut Bekişoğlu. United by a shared vision, two families became one, committed to delivering the finest stone from Turkey to the American market, built on generations of expertise and a dedication to quality.



19  
59



**Turan Bekiřođlu**  
*Founded in Ankara, TR*

Established in 1959 by Turan and Mediha Bekiřođlu, the company has evolved from a foundation of skilled craftsmanship into a trusted global natural stone brand. Their commitment to quality, integrity, and customer focus remains central to the company's identity.

20  
06

**NJ Distribution Center**  
*Carlstadt, NJ*

After getting established in Florida, we knew it was time to expand, which led to the opening of our first distribution center in Carlstadt, NJ, setting the stage for future expansion.

20  
14



**Production / Fabrication**  
*Carlstadt, NJ*

In-house custom production began with the introduction of cutting-edge technology, setting a new standard for precision and creativity. This innovation led to the development of beautifully tailored stone pieces designed to elevate every outdoor space.

20  
18



**MD Distribution Center**  
*Nottingham, MD*

We opened our first MD distribution center in Maryland, marking our entry into a key regional market. Since then, we've expanded to a new location, establishing our first regional office and developing a design studio to better serve local clients.

20  
20

**NC Distribution Center**  
*Charlotte, NC*

In 2020, we opened our second NC distribution center in Charlotte, NC. This location has since moved to a new facility to support our growing operations.

**Marmiro Stones**  
*Founded in Boca Raton, FL*

Founded in Boca Raton, Florida, by co-founders Moe Arpacilar and Turgut Bekiřođlu, the company began with its first showroom built in Moe's garage. After those early beginnings, we expanded in 2001 with the opening of our first distribution center in Del Ray Beach, laying the foundation for a growing legacy in the U.S. market.

**NJ Headquarters**  
*Carlstadt, NJ*

Relocating from Florida, the official headquarters was established along with the first warehouse, office, and our very first design studio for in-house consultations. This move marked a major step forward in expanding operations and offering a more personalized experience for our clients.

**Water Mill Design Studio**  
*Water Mill, NY*

We opened our second Design Studio in the Hamptons to provide personalized, hands-on service for our clients. This expansion brought our expertise closer to a new community of outdoor design enthusiasts.

**NC Distribution Center**  
*Durham, NC*

In 2019, we opened our first NC distribution center in Durham, NC—an important milestone in our growth. Since then, the operation has moved to a new location to better support our clients

**NC Distribution Center**  
*Rocky Point, NC*

In 2021, we consolidated North Carolina operations with the opening of our main and only distribution center in Rocky Point, NC. This strategic move replaced our Durham and Charlotte locations, allowing us to better serve the entire state from one centralized hub.

20  
00

20  
11



20  
17



20  
19

20  
21



20  
21



**TN Regional Office**  
*Crossville, TN*

In 2021, we opened TN first distribution center in Crossville, complete with a dedicated in-house Design Studio.

20  
22



**TN Production / Fabrication**  
*Crossville, TN*

In 2022, we opened a second facility in Tennessee, establishing our second U.S. custom production and fabrication shop to expand our in-house capabilities.

20  
24



**NC Regional Office**  
*Rocky Point, NC*

We opened our second US regional office in North Carolina, featuring both office and yard space, with a design studio currently under construction. This growth underscores our commitment to better serve the Southeast market.

20  
26




**GA Distribution Center**  
*Savannah, GA*

At the start of 2026, we began development of its first distribution center in Savannah, GA, expanding our national footprint.

# THE MAKING OF MARMIRO®

20  
21



**NJ Distribution Center**  
*South Plainfield, NJ*

In 2021, we expanded our logistical reach with a second NJ distribution center in East Rutherford, New Jersey, which moved to South Plainfield in 2025 to further enhance service capabilities.

20  
22



**VA Distribution Center**  
*Franklin, VA*

We opened our first VA distribution center in Virginia, extending our reach in the Mid-Atlantic. We've since relocated to a larger yard, with plans for continued expansion in this growing market.

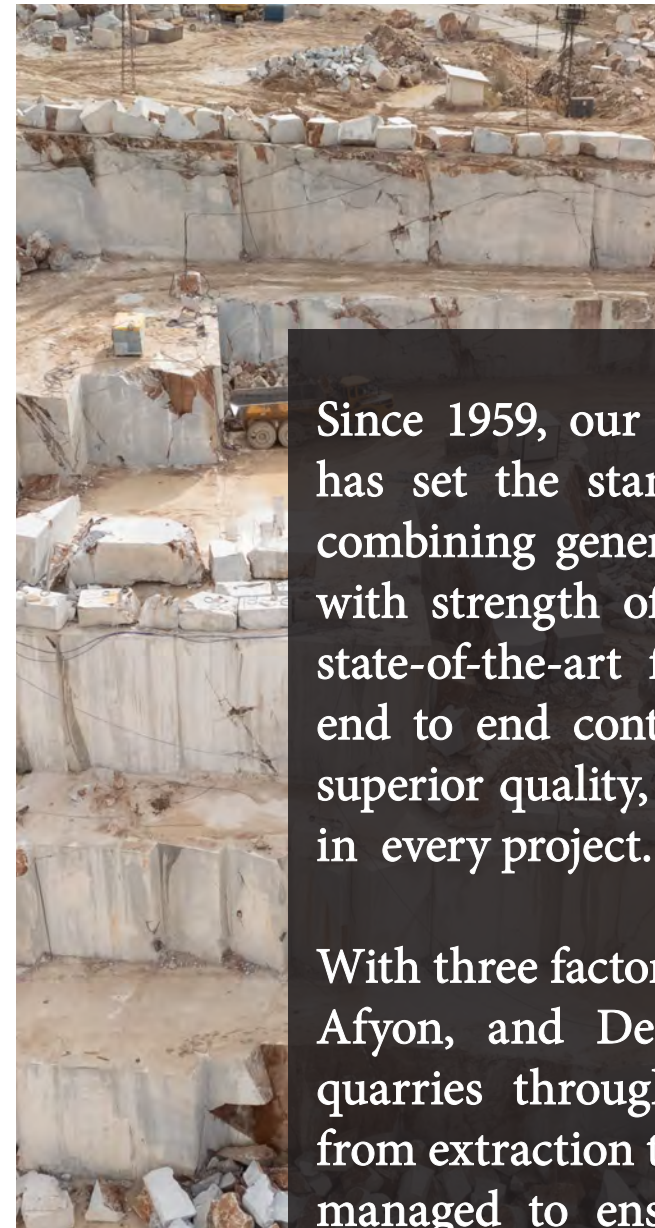
20  
26

**NJ Distribution Center**  
*Vineland, NJ*

At the start of 2026, we expanded our third NJ distribution center in Vineland, NJ, expanding our presence in the New Jersey market.



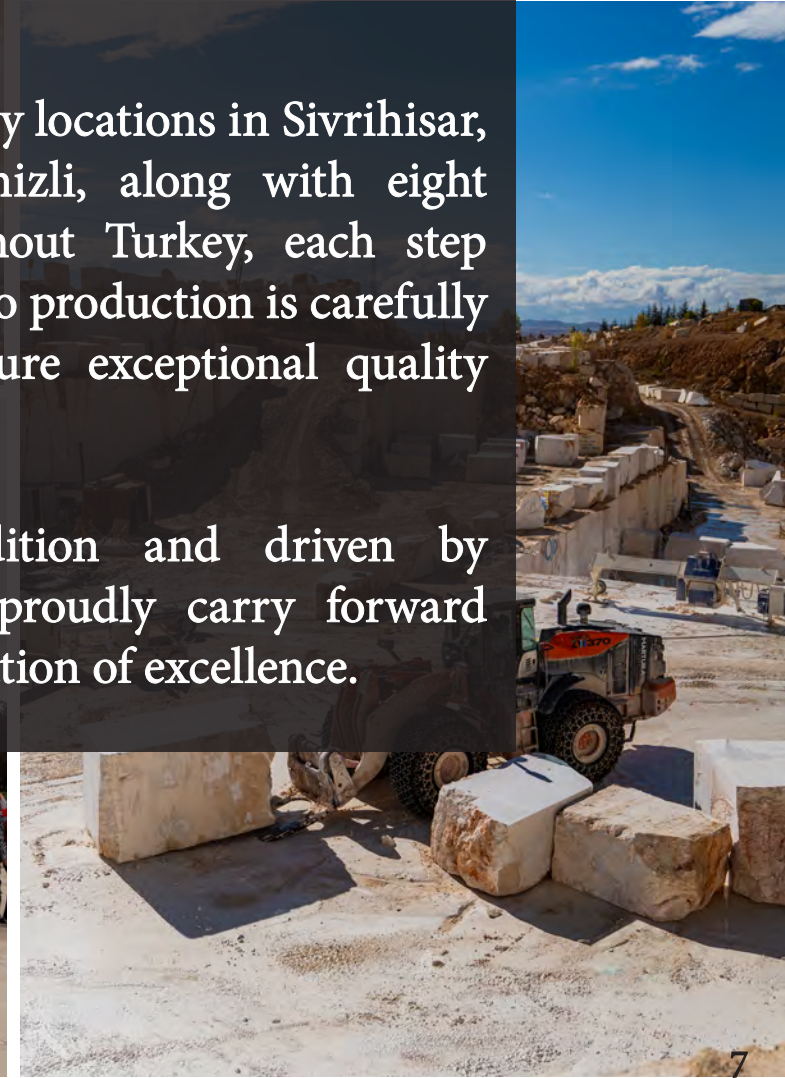
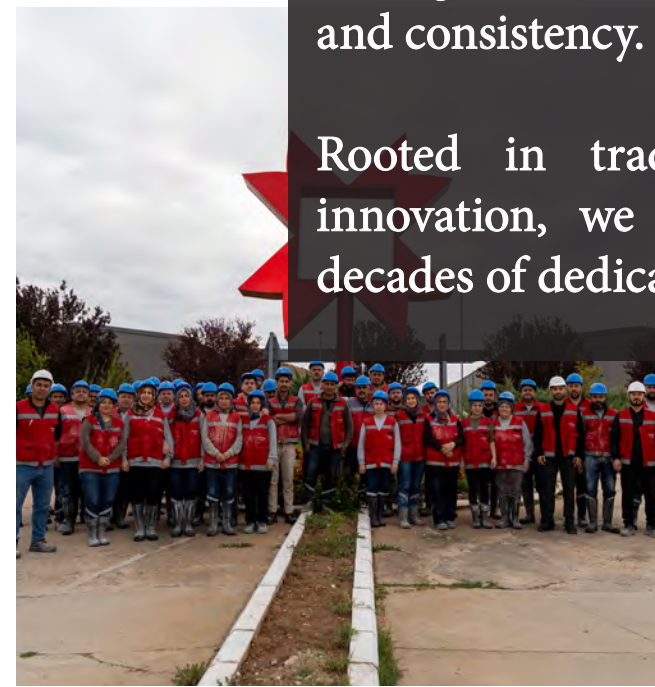
# FACTORY & QUARRIES



Since 1959, our family owned company has set the standard in natural stone, combining generations of craftsmanship with strength of our own quarries and state-of-the-art factory operations. This end to end control allows us to deliver superior quality, reliability, and expertise in every project.

With three factory locations in Sivrihisar, Afyon, and Denizli, along with eight quarries throughout Turkey, each step from extraction to production is carefully managed to ensure exceptional quality and consistency.

Rooted in tradition and driven by innovation, we proudly carry forward decades of dedication of excellence.



**10** INSPIRED SPACES

---

**80** CRAFTED PRECISION

---

**24** FORMED IN STONE

---

**94** DESIGN VAULT 2.0

---

**36** NEW PRODUCTS

---

**96** MARMIRO CARE

---

**38** ARCHITECTURAL DIVISION

---

**100** NATURALLY DURABLE

---

**40** DESIGN TIPS

---

**104** PRODUCT AVAILABILITY

---

**48** NATURAL STONE

---

**110** MARMIRO LOCATIONS

---

**112** ETHICAL PRACTICES  
& CERTIFICATIONS

---

# TABLE OF CONTENTS






# INSPIRED SPACES



Selecting the perfect material is essential for transforming your outdoor vision into reality, establishing the base for a setting that mirrors your personality, complements your lifestyle, and feels truly distinctive.

From the tone of your stone to elements such as a water feature or fire pit, each detail blends seamlessly to form a one of a kind environment.





SWIM



Pavers: Deep Blue® Sandblasted  
Size: 16"x24"x1 3/16"

Coping: Deep Blue® Sandblasted  
Size: 12"x48"x2.25"

Edge Detail: Straight Edge

Veneer: Deep Blue® 4" Splitface

Wall Caps: Deep Blue® Sandblasted

Firepit Cap: Deep Blue® Sandblasted




PAVERS



COPING / WALL CAPS



VENEER



Pavers: Crema Oliva® Sandblasted  
Size: 24" x 36" x 1 3/16"

Coping: Crema Oliva® Sandblasted  
Size: 12" x 48" x 2.25"  
Edge Detail: Straight Edge

Pool Tile: Crema Oliva® Leather




PAVERS




COPING & TREADS



POOL TILE




**LOUNGE**



EAT



Pavers: Deep Blue® Sandblasted  
Size: 16" x 24" x 1 3/16"  
Counter top: Deep Blue® Brushed  
Veneer: Deep Blue® Brushed



PAVERS      COUNTERTOP      VENEER



Firepit Veneer: Orcca® 4" Splitface  
Firepit Cap: Orcca® Vintage  
Pavers: Takoma Silver® Antiqued  
Fireplace Veneer: Orcca® 4" Splitface



PAVERS



COPING / CAP




VENEER



**FIRE**



**DRIVE**



Driveway Pavers: Carya® Antiqued  
Size: 6"x12"x 2"

Veneer: Takoma Silver® 3"-6"-9"  
Splitface

Walkway: Carya® Sandblasted  
Size: 24"x36'x 1 3/16"




DRIVEWAY PAVERS



PAVERS



VENEER



Pavers: Afyon Cloud® Sandblasted  
Size: 24"x36"x 1 3/16"

Treads: Afyon Cloud Sandblasted  
Size: 12"x48"x2.25"  
Edge Detail: Straight Edge

Risers: Afyon Cloud®  
4" Splitface

Wall Veneer: Afyon Cloud®  
4" Splitface



PAVERS



COPING & TREADS



VENEER




LIVE



# FORMED IN STONE



PAVE & PROFILE




SURFACE TEXTURES



STATEMENT PANELS




## MARBLE PAVERS, COPING, & TREADS




Afyon Cloud®  
Antiqued




Afyon Cloud®  
Sandblasted



Afyon Cloud® Blend  
Leather



Deep Blue®  
Antiqued



Deep Blue®  
Sandblasted



Carya®  
Sandblasted



Crema Eda®  
Antiqued



Crema Eda®  
Sandblasted




Crema Eda® Cafe  
Leather




Crema Eda® Rosa  
Antiqued



Crema Eda® Rosa  
Sandblasted



Crema Oliva®  
Sandblasted



Orcca®  
Vintage

## TRAVERTINE AND SANDSTONE PAVERS, COPING, & TREADS



Marmiro® Bluestone  
Flamed




Takoma Silver®  
Antiqued



Avena®  
Antiqued




Terra  
Antiqued





**SPLITFACE VENEER**



Afyon Cloud®  
4" Splitface



Afyon Cloud®  
3"-6"-9" Splitface



Avena®  
4" Splitface



Deep Blue®  
4" Splitface




Carya®  
4" Splitface



Crema Eda®  
4" Splitface



Crema Eda®  
3"-6"-9" Splitface



Orcca®  
4" Splitface



Orcca®  
3"-6"-9" Splitface




Takoma Silver®  
4" Splitface



Takoma Silver®  
3"-6"-9" Splitface




Terra  
4" Splitface




Terra  
3"-6"-9" Splitface


**MODERN VENEER**




Afyon Cloud®  
Bamboo




Afyon Cloud®  
Wave




Carya®  
Bamboo




Crema Eda®  
Bamboo




Crema Oliva®  
Bamboo




Crema Oliva®  
Groove




Deep Blue®  
Bamboo



Deep Blue®  
Groove



Orcca®  
Bamboo






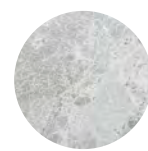
**POOL TILE**




Absolute Black  
Honed / Polished



Afyon Cloud\*  
Leather




Carya\*  
Leather



Crema Eda\*  
Leather



Crema Eda\*  
Sandblasted




Crema Eda\* Cafe  
Leather




Crema Oliva\*  
Brushed




Crema Oliva\*  
Leather




Deep Blue\*  
Brushed




Deep Blue\*  
Leather




Kasha\*  
Leather



Kasha\*  
Sandblasted




Orcca\*  
Honed




Orcca\*  
Leather



**LEDGELINE**




Afyon Cloud\*



Avena\*



Crema Eda\*



Orcca\*



Takoma Silver\*






## FIREBOWLS



Afyon Cloud®  
Honed



Afyon Cloud®  
Sandblasted



Crema Eda® Cafe  
Honed



Orcca®  
Honed



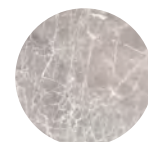
## DRIVEWAY PAVERS



Afyon Cloud®



Avena®




Carya®




Crema Eda®



Crema Oliva®



Deep Blue®



Orcca®



Takoma Silver®








Terra



















**IMPRESSIONS**

-  Athens
-  Barcelona
-  Cairo
-  Istanbul
-  London
-  Maui
-  Miami
-  Oslo
-  Paris
-  Shanghai
-  Tokyo
-  Venice
-  Create Your Own



**SLABS**

-  Absolute Black
-  Afyon Cloud\*
-  Avena\*
-  Carya\*
-  Crema Eda\*
-  Crema Eda\* Cafe
-  Crema Eda\* Rosa
-  Crema Oliva\*
-  Deep Blue\*
-  Kasha\*
-  Grano\*
-  Orcca\*
-  Takoma Silver\*
-  Terra





# NEW PRODUCTS

## LEDGELINE



Afyon Cloud\*



Avena\*



Crema Eda\*



Orcca\*



Takoma Silver\*



\*Corners Available

### SIZES:

Flats: 6"x24"x 5/8" - 1 3/16"  
Corners: 6"x18"x 5/8" - 1 3/16"


### PACKAGING:

Flats: 6 sqft per box  
(30 boxes per crate)  
Corners: 4 pcs per box  
(60 boxes per crate)

### WHY LEDGELINE:

- Mesh-free Installation
- Seamless interlocking fit
- Weather resistant
- Color never fades
- Manufactured with innovative technology
- Suitable for interior & exterior applications
- Crafted from Marmiro Stones\*

## CREMA EDA® CAFE MARBLE



Leather

### PAVER SIZES

12"x24"x1 3/16"  
16"x24"x1 3/16"  
24"x24"x1 3/16"  
24"x36"x1 3/16"  
24"x48"x1 3/16"  
8" French Pattern x 1 3/16"  
Gateway Pattern x 1 3/16"


### COPING & TREAD SIZES

12"x24"x2" A SE  
12"x48"x2" A SE  
14"x48"x2" A SE  
16"x24"x2" A SE  
16"x48"x2" A SE  
24"x24"x2" A SE  
24"x36"x2" A SE  
24"x48"x2" A SE

*Edge: Distressed: Is a hand or machine-finished stone edge that maintains a clean, straight profile while featuring subtle chipping and softening to create a naturally aged appearance.*

*\* Custom edges available upon request*

## GROOVE VENEER



Deep Blue® Polished



Deep Blue® Sandblasted



Crema Oliva® Brushed



Crema Oliva® Sandblasted

### SIZES:

Size: 12"x24"x 3/4"

### PACKAGING:

180 sqft per crate  
(90 pcs per crate)

### WHY GROOVE VENEER:

- Modern
- Textured
- Versatile
- Durable
- Weatherproof

## AFYON CLOUD® BLEND MARBLE



Leather

### PAVER SIZES

16"x24"x1 3/16"  
24"x24"x1 3/16"  
24"x36"x1 3/16"  
8" French Pattern x 1 3/16"

### COPING & TREAD SIZES

12"x24"x2.25" SE  
12"x48"x2.25" SE  
14"x48"x2.25" SE  
16"x24"x2.25" SE  
16"x48"x2.25" SE  
24"x24"x2.25" SE

*\* Custom edges available upon request*

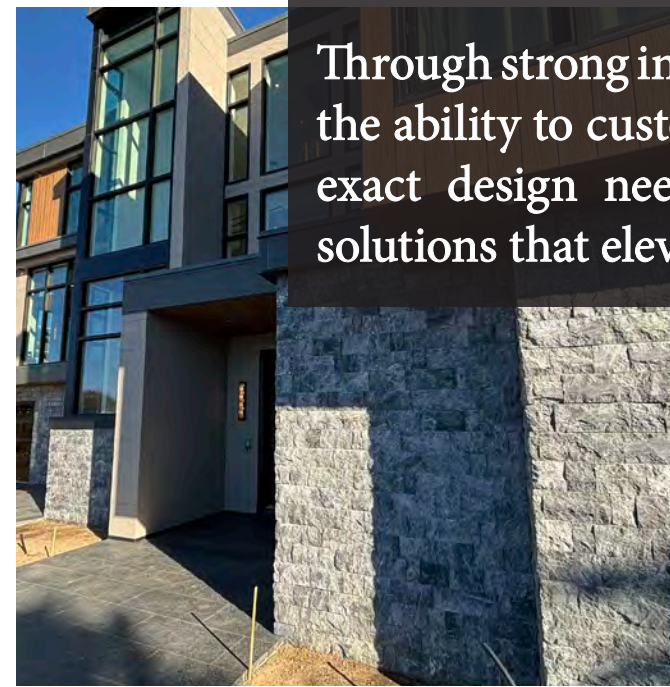


# ARCHITECTURAL DIVISION

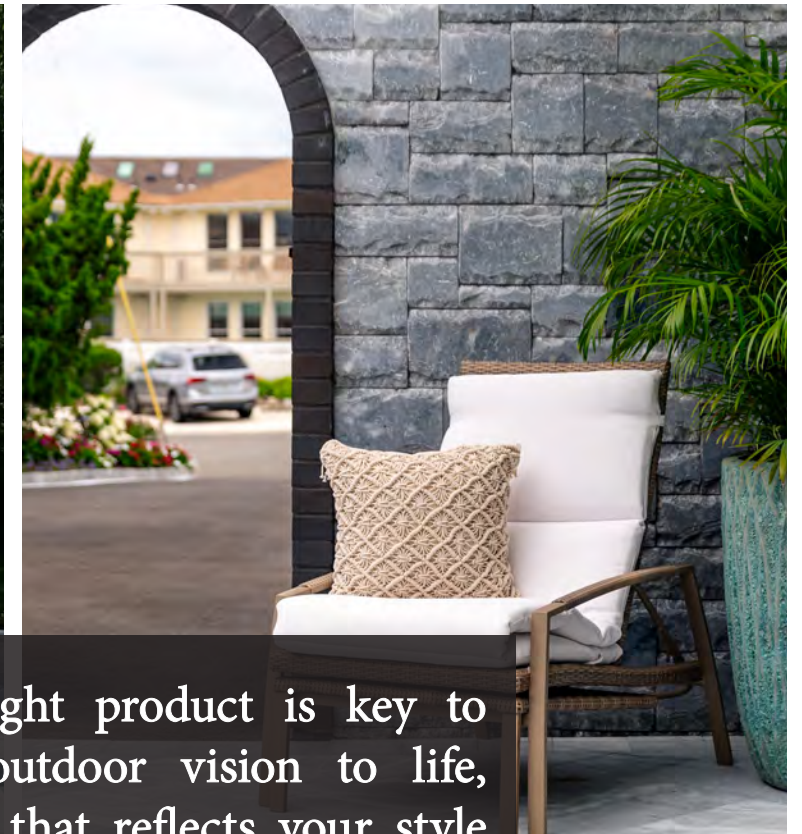

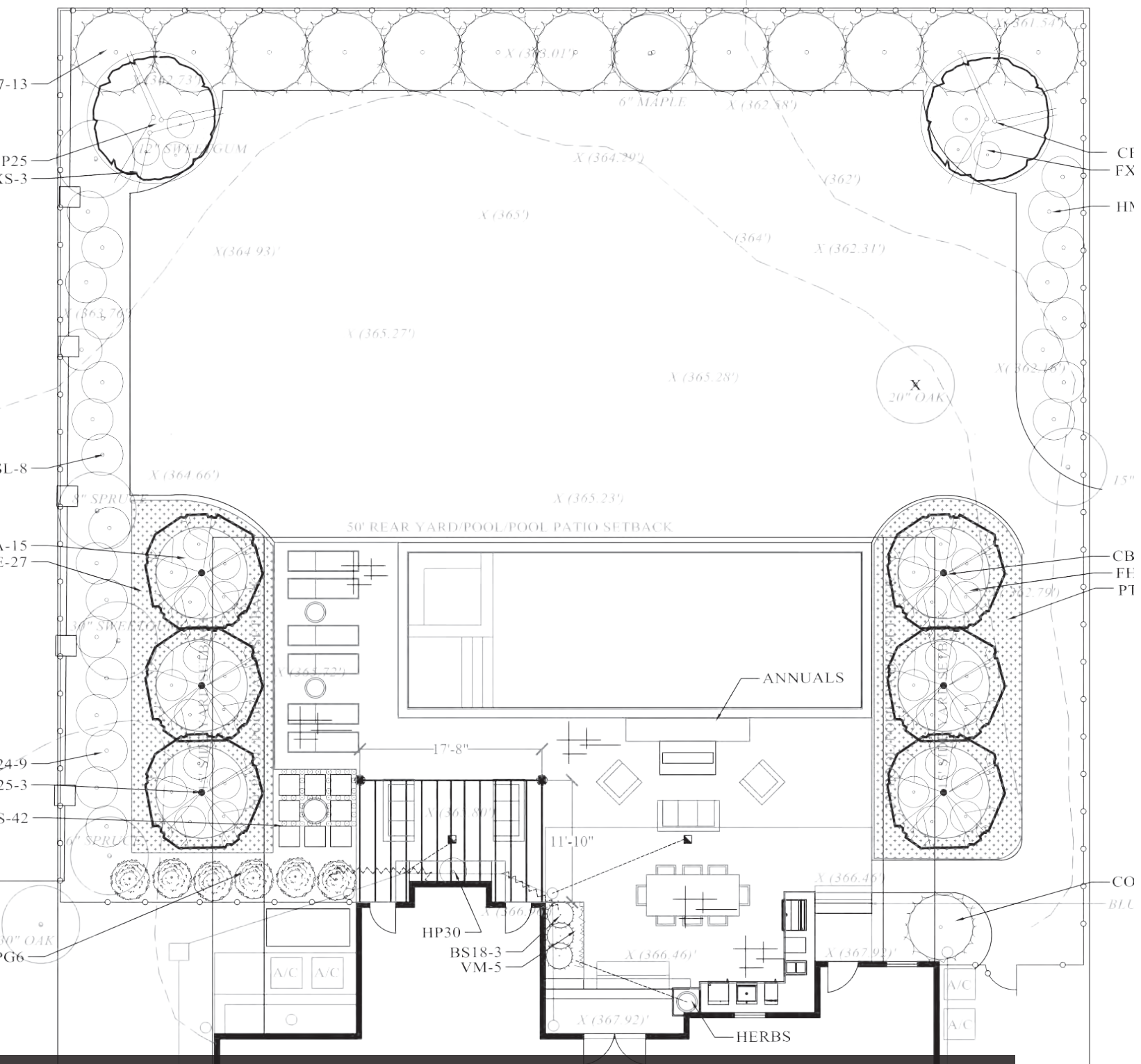


Our Architectural Division supports the design community with the expertise and resources needed to bring projects to life. We provide guidance throughout the specification process through accredited webinars, lunch-and-learns, product demonstrations, and technical documentation.

We also offer educational programs for 1 AIA LU and 1 ASLA CEU, helping professionals earn continuing education credits while expanding their knowledge.

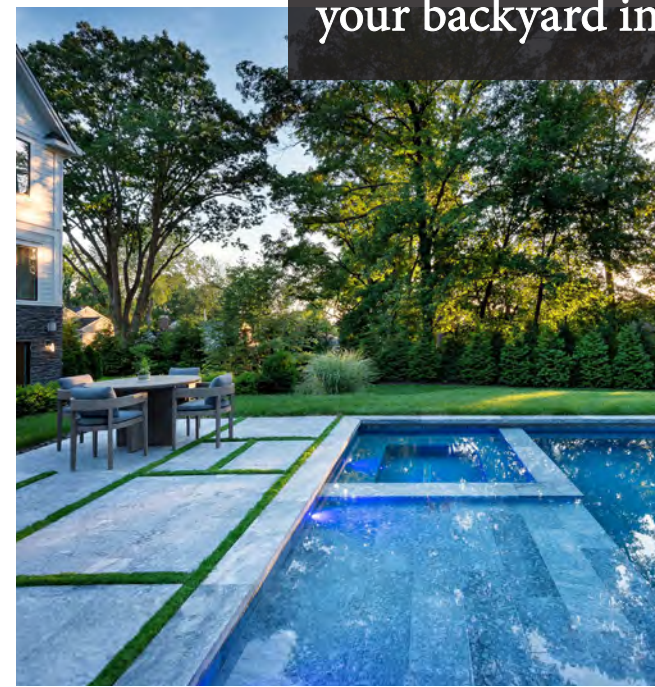


Through strong industry partnerships and the ability to customize materials to meet exact design needs, we deliver tailored solutions that elevate every project.



Choosing the right product is key to bringing your outdoor vision to life, creating a space that reflects your style and enhances how you enjoy the outdoors.

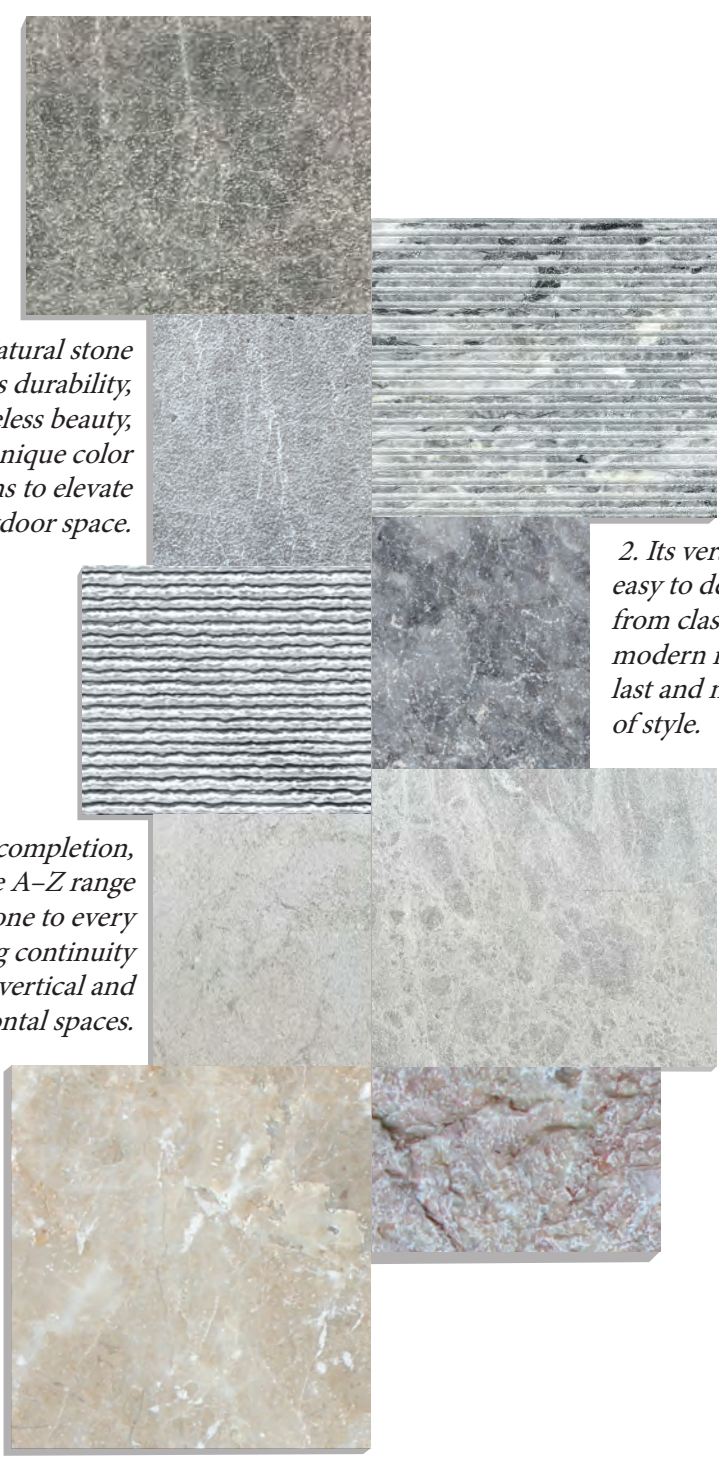
From the color of your pavers to features like a fire pit, seating area, or water element, each detail works together to transform your backyard into a personal retreat.



# DESIGN TIPS

LANDSCAPING  
SOLUTIONS

# PERKS OF Natural Stone



1. Natural stone combines durability, timeless beauty, and unique color variations to elevate any outdoor space.

2. Its versatility makes it easy to design everything from classic patios to modern retreats-built to last and never go out of style.

3. From concept to completion, a comprehensive A-Z range brings natural stone to every surface, creating continuity across both vertical and horizontal spaces.

## PRODUCT



## SURFACE



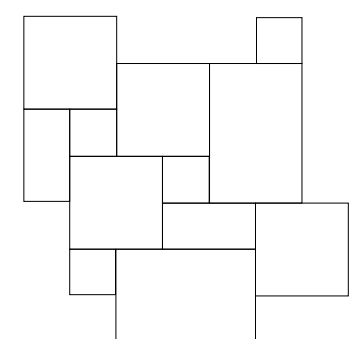
## DESIGN



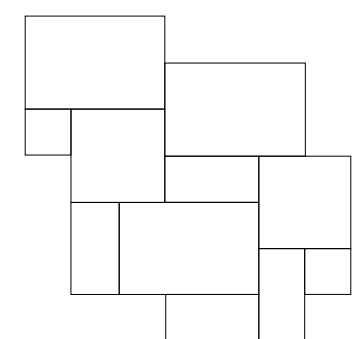
<b>44</b> Bright White <i>Pairs with Kasha®</i>	
	<b>Sauterne 18</b> <i>Pairs with Crema Eda® &amp; Crema Eda® Rosa</i>
<b>03</b> Silk <i>Pairs with Avena®</i>	
	<b>Parchment 61</b> <i>Pairs with Terra</i>
<b>95</b> Mink <i>Pairs with Crema Oliva®, Takoma Silver®, &amp; Carya®</i>	
	<b>Steamship 96</b> <i>Pairs with Afyon Cloud® &amp; Deep Blue®</i>
<b>60</b> Dusty Grey <i>Pairs with Marmiro® Bluestone</i>	
	<b>Platinum 42</b> <i>Pairs with Orcca®</i>
<b>22</b> Midnight <i>Pairs with Absolute Black</i>	

*\*We recommend Permacolor® Grout by Laticrete® for its high performance and consistent color. Choosing the right grout color is just as important as selecting the stone itself, as it can enhance or soften the overall look of your project. These suggested grout colors are based on our standard product colors and are provided as a helpful guide. Permacolor® Grout is suitable for grout sizes 1/16" – 1/2" and should always be installed following Laticrete's recommended installation and mixing methods. For joints smaller than 1/16", use Permacolor® Non-Sanded Grout. Laticrete also offers Latisil™, a color-matched caulk, ideal for finishing edges and transitions. A limited warranty is available; see Laticrete's website for details.*

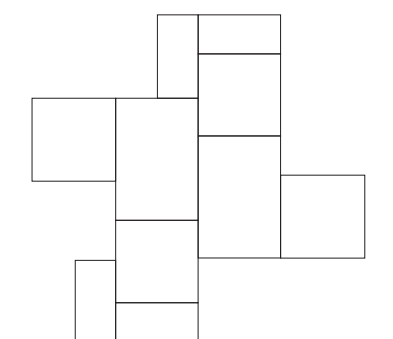
# GROUT COLOR CHART By Laticrete



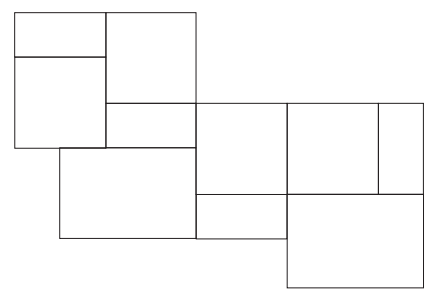
8" French Pattern



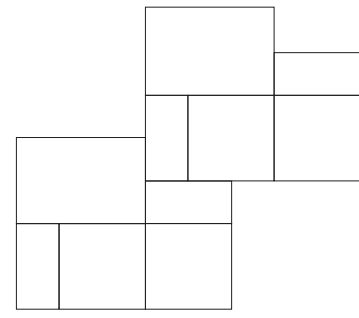
12" Washington Pattern



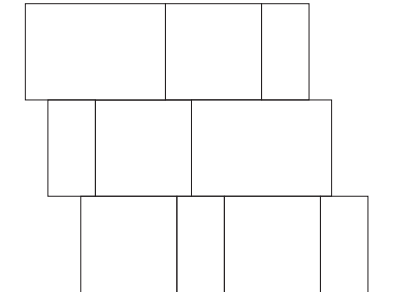
12" Gateway Pattern x 2.25"  
(Option 1 out of 5)



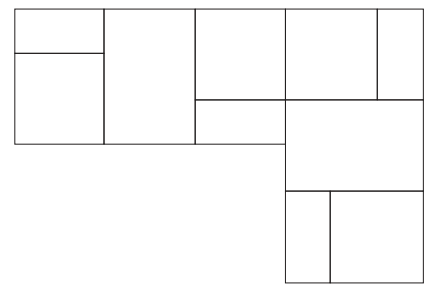
12" Gateway Pattern x 2.25"  
(Option 2 out of 5)



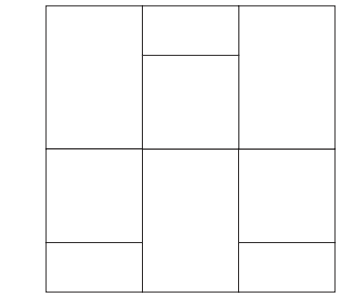
12" Gateway Pattern x 2.25"  
(Option 3 out of 5)



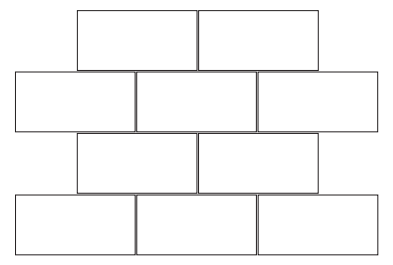
12" Gateway Pattern x 2.25"  
(Option 4 out of 5)



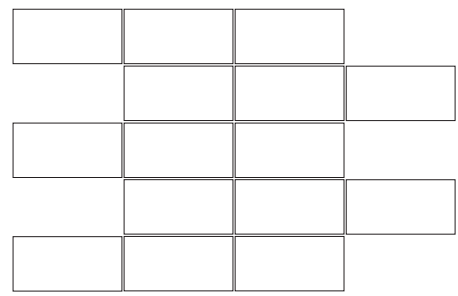
12" Gateway Pattern x 2.25"  
(Option 5 out of 5)



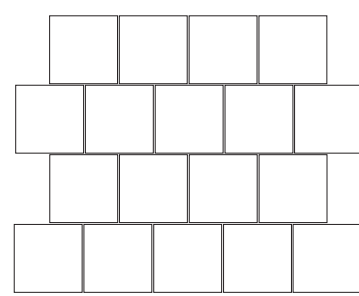
24" Gateway Pattern x 2.25"




Rectangle Running Bond Pattern



Rectangle Stacked Pattern



Square Running Bond Pattern



Square Stacked Pattern

# SET YOUR Layout



Bring your backyard to life by blending different products and finishes for a look that's uniquely yours. Mix & match pavers with coping, or add a pop of color and character by pairing contrasting veneers and stone textures. With endless combinations, your outdoor space becomes a true reflection of your style.

# PERSONALIZE Your Mix

## BLEND



## CREATE




## LAYER






# NATURAL STONE



COPING & TREADS



PATIOS




STEPS



# AFYON CLOUD® COLLECTION

## PAVER FINISHES

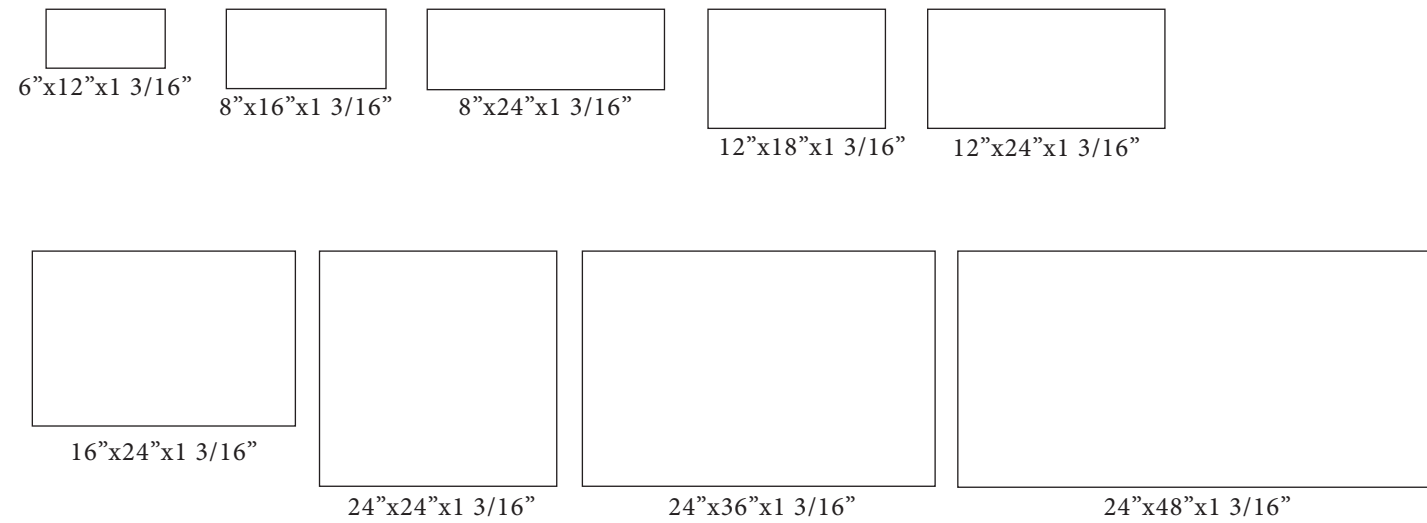


Antiqued

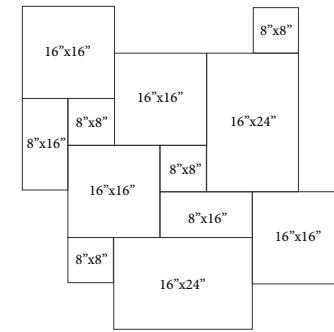


Sandblasted

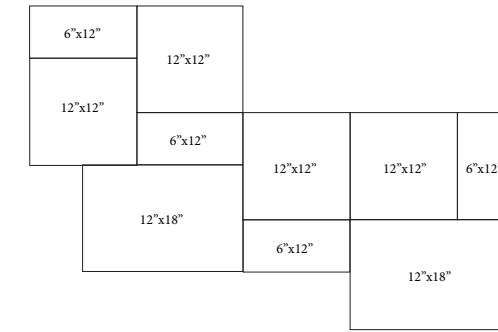
## PAVER SIZES



## PATTERN PAVERS (PRE-CRATED)



8" French Pattern




Gateway Pattern®  
(Option 2 out of 5)

## COPING & TREADS



Bullnose



Straight Edge

### Thin Coping


12"x24"x 1 3/16" 16"x24"x 1 3/16"

### Coping & Treads

6"x12"x2.25" 12"x24"x2.25" 12"x48"x2.25" 12"x72"x2.25"  
 14"x48"x2.25" 14"x72"x2.25" 16"x24"x2.25" 16"x48"x2.25"  
 24"x24"x2.25" 24"x36"x2.25" 24"x48"x2.25" 30"x30"x2.25"

*\*Available in Sandblasted & Antiqued Finishes*

## WATERLINE TILE FINISHES



Leather



Sandblasted

## SPLITFACE VENEER




4" Splitface  
*\*Corners Available*




3"-6"-9" Splitface  
*\*Corners Available*

## MODERN VENEER




Wave




Bamboo

## WALL BLOCKS




6"H x Random L  
8"D x Antiqued  
2 Long Sides Splitface

## LEDGELINE



6"x24"x5/8"-3/4"  
*\*Corners Available*

## DRIVEWAY PAVER FINISHES



Antiqued

\*Reclaimed is made-to-order

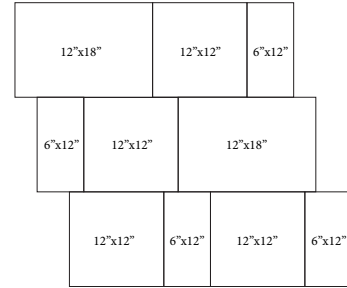
## DRIVEWAY PAVER SIZES & PATTERNS



3"x9"x2.25"



6"x12"x2.25"



12" Gateway Pattern 2.25"  
(Option 4 out of 5)

## FIRE BOWLS



Honed 26" Square Fire bowl

## DIMENSIONAL TREADS



14"x24"x6" Sandblasted 1 Long 1/4" Round Top Edge  
14"x36"x6" Sandblasted 1 Long 1/4" Round Top Edge  
14"x48"x6" Sandblasted 1 Long 1/4" Round Top Edge

## SLABS



Thicknesses: 3/4", 1 3/16", 2.25"  
Finishes: Brushed and Sandblasted




Pavers: Afyon Cloud© Sandblasted & Orocca© Vintage  
Firebowl: Afyon Cloud© Honed  
Veneer: Afyon Cloud© Bamboo



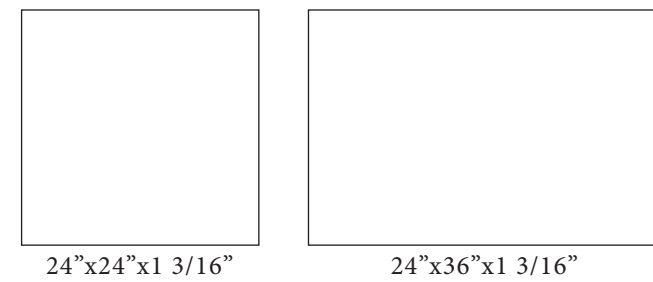
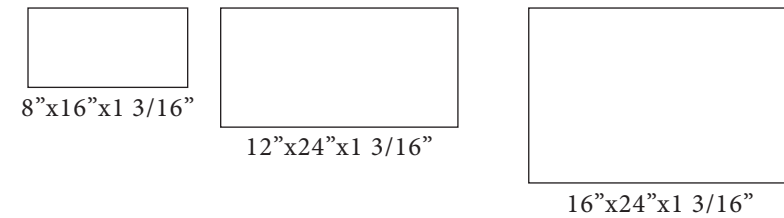
# AVENA® COLLECTION

## PAVER FINISHES

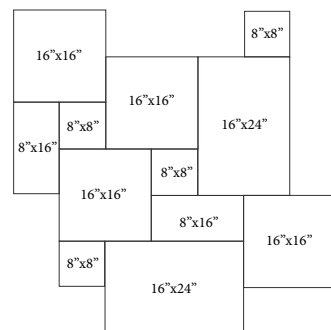


Antiqued

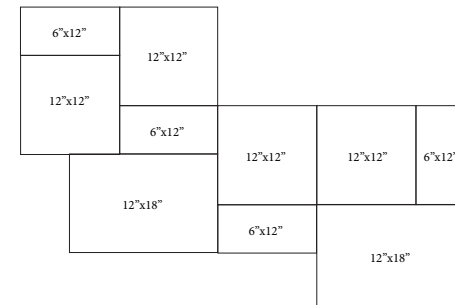
## PAVER SIZES



## PATTERN PAVERS (PRE-CRATED)



8" French Pattern



Gateway Pattern®  
(Option 2 out of 5)

## COPING & TREADS



Bullnose



Straight Edge

### Thin Coping

6"x12"x 1 3/16" 12"x24"x 1 3/16" 16"x24"x 1 3/16"

### Coping & Treads

6"x12"x2" 12"x24"x2" 12"x36"x2" 14"x36"x2"  
16"x24"x2" 16"x36"x2" 24"x24"x2" 24"x36"x2"

## SPLITFACE VENEER



4" Splitface  
\*Corners Available

## LEDGELINE



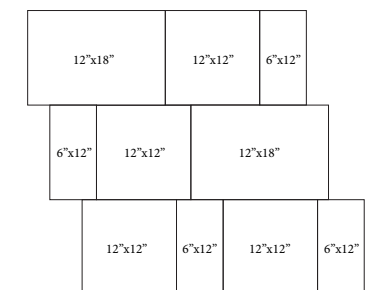
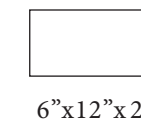
6"x24"x5/8"-3/4"  
\*Corners Available

## DRIVEWAY PAVER FINISHES



Antiqued

## DRIVEWAY PAVER SIZES & PATTERNS



12" Gateway Pattern x 2"  
(Option 4 out of 5)

## SLABS



Thicknesses: 2"  
Finishes: Brushed



# CARYA® COLLECTION

## PAVER FINISHES



Sandblasted


## PAVER SIZES



12"x24"x1 3/16"



16"x24"x1 3/16"



24"x24"x1 3/16"

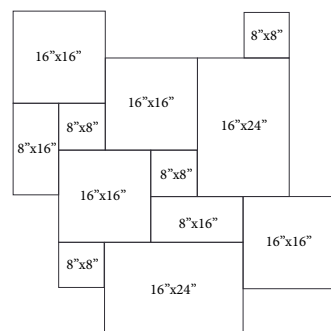


24"x36"x1 3/16"

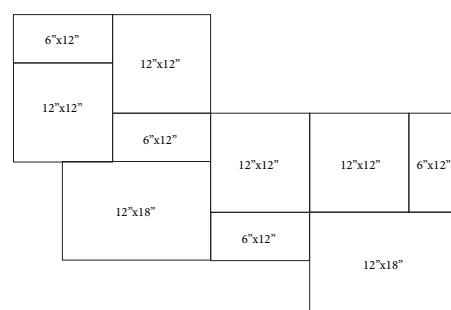


24"x48"x1 3/16"

## PATTERN PAVERS (PRE-CRATED)



8" French Pattern



Gateway Pattern®  
(Option 2 out of 5)

## COPING & TREADS



Bullnose



Straight Edge

### Coping & Treads


- 6"x12"x2"    12"x24"x2"    12"x48"x2"    12"x72"x2"
- 14"x48"x2"    14"x72"x2"    16"x24"x2"    16"x48"x2"
- 24"x24"x2"    24"x36"x2"    24"x48"x2"

## SPLITFACE VENEER




4" Splitface  
*\*Corners Available*

## MODERN VENEER




Bamboo

## WATERLINE TILE



Leather

## DRIVEWAY PAVER FINISHES

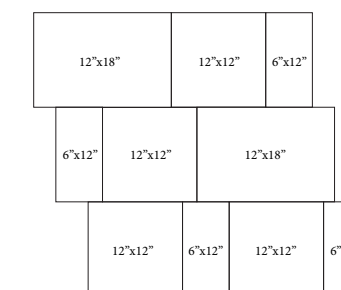


Antiqued

## DRIVEWAY PAVER SIZES & PATTERNS



6"x12"x2"



12" Gateway Pattern x 2"  
(Option 4 out of 5)

## SLABS



Thicknesses: 1 3/16" and 2"  
Finishes: Brushed or Sandblasted



# CREMA EDA® COLLECTION

## PAVER FINISHES

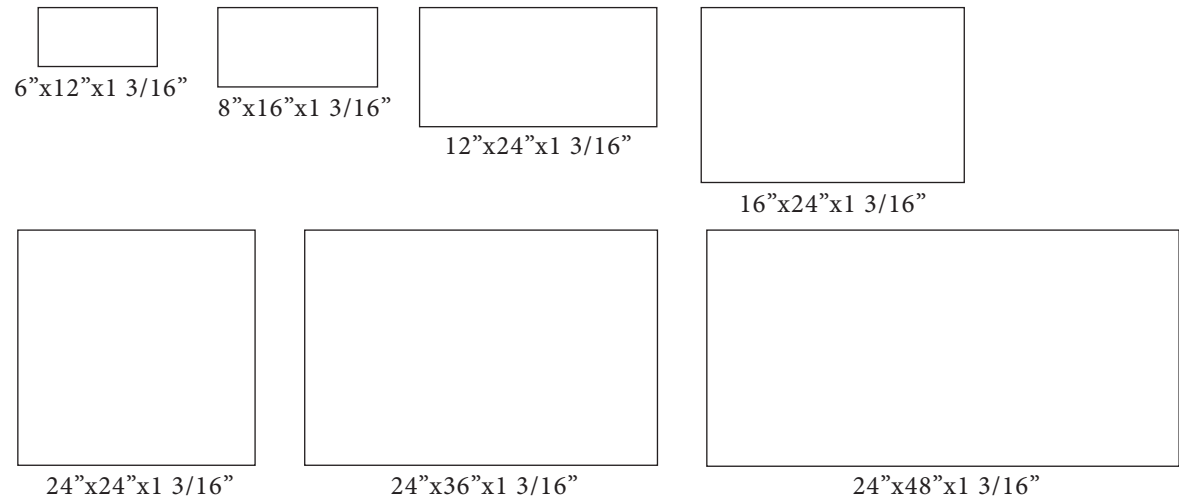


Antiqued

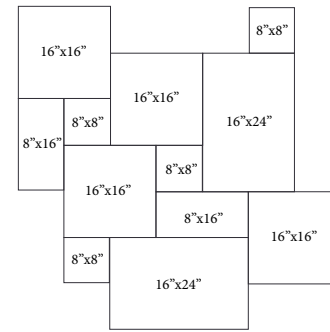


Sandblasted

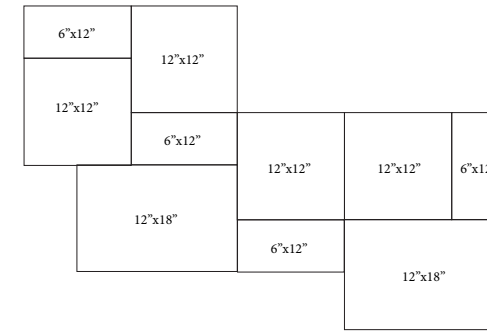
## PAVER SIZES



## PATTERN PAVERS (PRE-CRATED)



8" French Pattern



Gateway Pattern®  
(Option 2 out of 5)

## COPING & TREADS



Bullnose



Straight Edge

### Thin Coping

12"x24"x 1 3/16" 16"x24"x 1 3/16"

*\*Available in Sandblasted & Antiqued Finishes*

### Coping & Treads


6"x12"x 2.25" 12"x24"x 2.25" 12"x48"x 2.25" 12"x72"x 2.25"

14"x48"x 2.25" 14"x72"x 2.25" 16"x24"x 2.25" 16"x48"x 2.25"

24"x24"x 2.25" 24"x36"x 2.25" 24"x48"x 2.25" 30"x30"x 2.25"

*\*Available in Sandblasted & Antiqued Finishes*

## WATERLINE TILE



Leather

## SPLITFACE VENEER



4" Splitface  
*\*Corners Available*



3"-6"-9" Splitface  
*\*Corners Available*

## LEDGELINE



6"x24"x 5/8"-3/4"  
*\*Corners Available*

## WALL BLOCKS



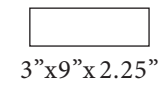
6"H x Random L  
8" D x Antiqued  
2 Long Sides Splitface

## DRIVEWAY PAVER FINISHES



Antiqued  
\*Reclaimed is made-to-order

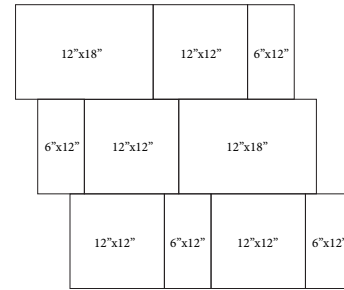
## DRIVEWAY PAVER SIZES & PATTERNS



3"x9"x2.25"



6"x12"x2.25"



12" Gateway Pattern 2.25"  
(Option 4 out of 5)

## FIRE BOWLS



Honed 26" Square Fire bowl

## DIMENSIONAL TREADS



14"x24"x6" Sandblasted 1 Long 1/4" Round Top Edge  
14"x36"x6" Sandblasted 1 Long 1/4" Round Top Edge  
14"x48"x6" Sandblasted 1 Long 1/4" Round Top Edge

## SLABS



Thicknesses: 3/4", 1 3/16", 2.25"  
Finishes: Brushed and Sandblasted



Pavers: Crema Eda® Antiqued  
Fireplace: Crema Eda® 3'-6"-9"  
Splitface



# CREMA EDA® ROSA COLLECTION

## COPING & TREADS



Bullnose



Straight Edge

### Thin Coping

12"x24"x 1 3/16" 16"x24"x 1 3/16"  
*\*Available in Sandblasted & Antiqued Finishes*

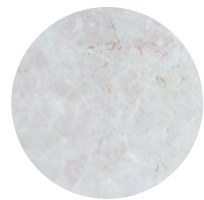
### Coping & Treads

12"x24"x2.25" 12"x48"x2.25" 12"x72"x2.25" 14"x48"x2.25"  
 14"x72"x2.25" 16"x24"x2.25" 16"x48"x2.25" 24"x24"x2.25"  
 24"x36"x2.25" 24"x48"x2.25"  
*\*Available in Sandblasted & Antiqued Finishes*

## PAVER FINISHES




Antiqued




Sandblasted

## PAVER SIZES



12"x24"x1 3/16"



16"x24"x1 3/16"



24"x24"x1 3/16"



24"x36"x13/16"

## SPLITFACE VENEER



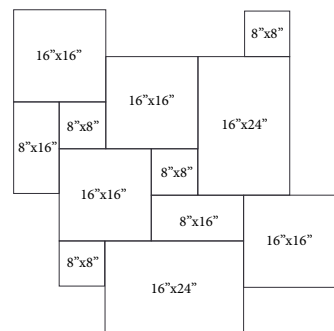
4" Splitface  
*\*Corners Available*

## SLABS

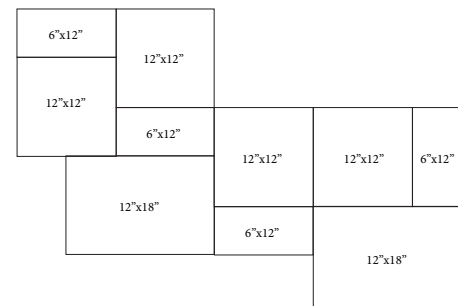


Thicknesses: 3/4", 1 3/16", 2.25"  
 Finishes: Brushed and Sandblasted

## PATTERN PAVERS (PRE-CRATED)



8" French Pattern



Gateway Pattern®  
 (Option 2 out of 5)




Pavers: Crema Eda® Rosa Sandblasted  
 Coping: Crema Eda® Rosa Sandblasted  
 Veneer: Crema Eda® 3"-6"-9" Splitface




# CREMA OLIVA® COLLECTION

## PAVER FINISHES




Sandblasted


## PAVER SIZES



12"x24"x1 3/16"




16"x24"x1 3/16"



24"x24"x1 3/16"

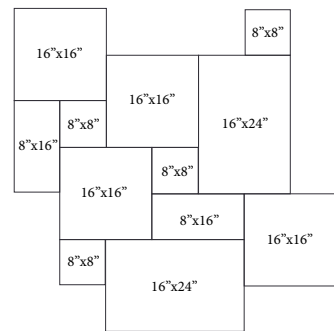


24"x36"x1 3/16"

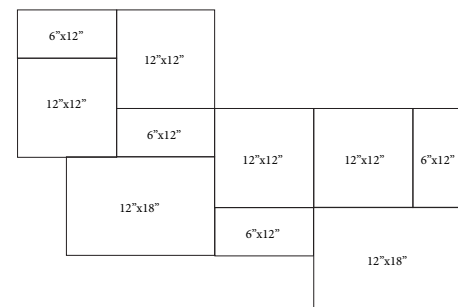


24"x48"x1 3/16"

## PATTERN PAVERS (PRE-CRATED)



8" French Pattern



Gateway Pattern®  
(Option 2 out of 5)

## COPING & TREADS



Bullnose



Straight Edge

### Thin Coping

12"x24"x 1 3/16" 16"x24"x 1 3/16"

### Coping & Treads


6"x12"x 2.25" 12"x24"x 2.25" 12"x48"x 2.25" 12"x72"x 2.25"  
 14"x48"x 2.25" 14"x72"x 2.25" 16"x24"x 2.25" 16"x48"x 2.25"  
 24"x24"x 2.25" 24"x36"x 2.25" 24"x48"x 2.25" 30"x30"x 2.25"

## WATERLINE TILE



Leather

## MODERN VENEER




Bamboo

## GROOVE VENEER




Sandblasted Groove



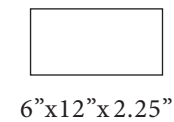
Brushed Groove

## DRIVEWAY PAVER FINISHES

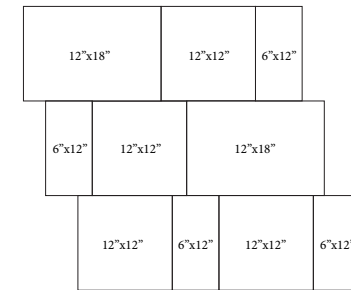


Antiqued

## DRIVEWAY PAVER SIZES & PATTERNS



6"x12"x 2.25"



12" Gateway Pattern 2.25"  
(Option 4 out of 5)

## DIMENSIONAL TREADS



14"x24"x6" Sandblasted 1 Long 1/4" Round Top Edge  
 14"x36"x6" Sandblasted 1 Long 1/4" Round Top Edge  
 14"x48"x6" Sandblasted 1 Long 1/4" Round Top Edge

## SLABS




Thicknesses: 3/4", 1 3/16", 2.25"  
 Finishes: Brushed and Sandblasted




# DEEP BLUE® COLLECTION

## PAVER FINISHES



Antiqued



Sandblasted

## PAVER SIZES




8"x16"x1 3/16"



12"x24"x1 3/16"



16"x24"x1 3/16"



24"x24"x1 3/16"

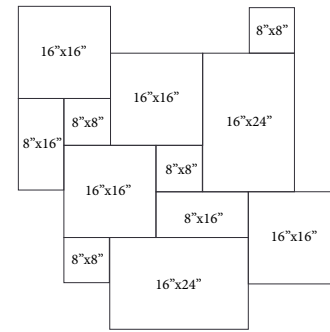


24"x36"x1 3/16"

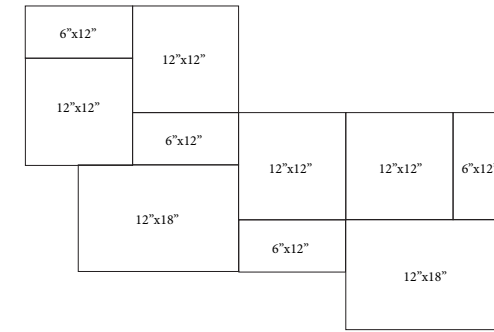


24"x48"x1 3/16"

## PATTERN PAVERS (PRE-CRATED)



8" French Pattern



Gateway Pattern®  
(Option 2 out of 5)

## COPING & TREADS



Bullnose



Straight Edge

### Thin Coping

12"x24"x 1 3/16" 16"x24"x 1 3/16"


*\*Available in Sandblasted & Antiqued Finishes*

### Coping & Treads


6"x12"x2.25" 12"x24"x2.25" 12"x48"x2.25" 12"x72"x2.25"  
 14"x48"x2.25" 14"x72"x2.25" 16"x24"x2.25" 16"x48"x2.25"  
 16"x72"x2.25" 24"x24"x2.25" 24"x36"x2.25" 24"x48"x2.25"  
 30"x30"x2.25"

*\*Available in Sandblasted & Antiqued Finishes*

## WATERLINE TILE




Leather




Brushed

## GROOVE VENEER



Sandblasted Groove



Polished Groove

## SPLITFACE VENEER



4" Splitface  
*\*Corners Available*

## MODERN VENEER




Bamboo

## WALL BLOCKS



6"H x Random L  
8"D x Antiqued  
2 Long Sides Splitface

## DRIVEWAY PAVER FINISHES



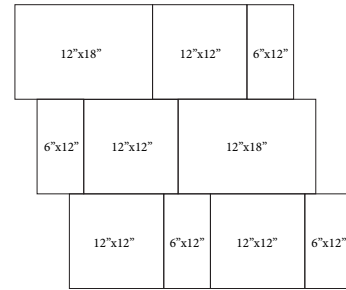
Antiqued

\*Reclaimed is made-to-order

## DRIVEWAY PAVER SIZES & PATTERNS




6"x12"x2.25"



12" Gateway Pattern 2.25"  
(Option 4 out of 5)

## DIMENSIONAL TREADS




- 14"x24"x6" Sandblasted 1 Long 1/4" Round Top Edge
- 14"x36"x6" Sandblasted 1 Long 1/4" Round Top Edge
- 14"x48"x6" Sandblasted 1 Long 1/4" Round Top Edge

## SLABS



Thicknesses: 3/4", 1 3/16", 2.25"  
Finishes: Brushed and Sandblasted



Pavers: Deep Blue® Sandblasted  
Coping: Deep Blue® Sandblasted  
Sun Deck: Deep Blue® Sandblasted




# KASHA® COLLECTION

## COPING & TREADS



Straight Edge

## WATERLINE TILE



Leather




Sandblasted

### Coping & Treads

6"x12"x2"   12"x24"x2"   12"x36"x2"   14"x36"x2"  
 16"x24"x2"   16"x36"x2"   24"x24"x2"   24"x36"x2"

## SLABS



Thicknesses: 2"  
 Finishes: Natural

## PAVER FINISHES



Sandblasted


## PAVER SIZES




12"x24"x1 3/16"




16"x24"x1 3/16"



24"x24"x1 3/16"

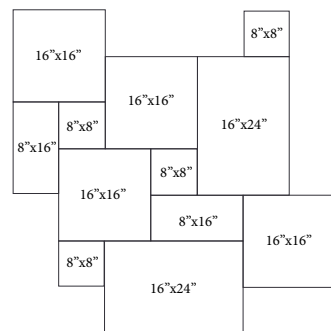


24"x36"x1 3/16"

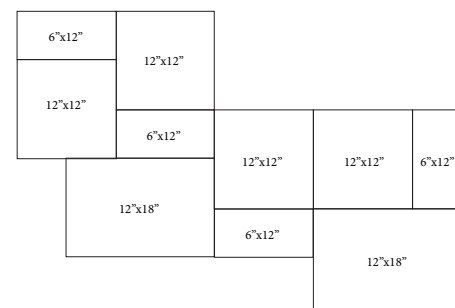


24"x48"x1 3/16"

## PATTERN PAVERS (PRE-CRATED)



8" French Pattern



Gateway Pattern®  
 (Option 2 out of 5)



Pavers: Kasha® Sandblasted  
 Coping: Kasha® Sandblasted  
 Veneer: Crema Eda® 4" Splitface



# MARMIRO® BLUESTONE COLLECTION

## COPING & TREADS



Straight Edge

### Coping & Treads


- 6"x12"x2"
- 12"x24"x2"
- 12"x60"x2"
- 12"x72"x2"
- 12"x96"x2"
- 14"x48"x2"
- 14"x72"x2"
- 16"x48"x2"
- 18"x48"x2"
- 24"x24"x2"
- 24"x36"x2"
- 24"x48"x2"
- 36"x48"x2"

## DIMENSIONAL TREADS




- 16"x48"x6" Flamed Top and 1L, 2 L Sides, & 4 Edges Eased
- 16"x60"x6" Flamed Top and 1L, 2 L Sides, & 4 Edges Eased

## PAVER FINISHES



Flamed


## PAVER SIZES



12"x24"x1.25"



12"x48"x1.25"



24"x24"x1.25"

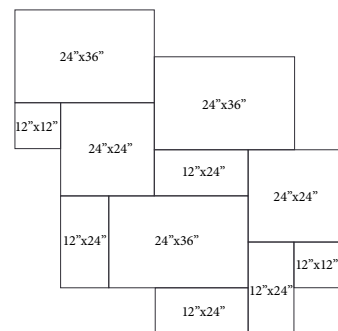


24"x36"x1.25"



24"x48"x1.25"

## PATTERN PAVERS (PRE-CRATED)



12" Washington Pattern




Pavers: Marmiro® Bluestone Flamed  
Steps: Marmiro® Bluestone Flamed  
Veneer: Marmiro® Bluestone Flamed



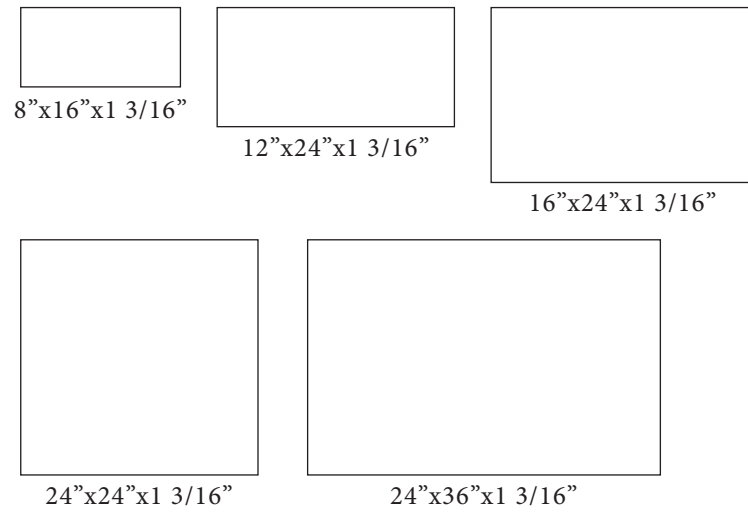
# ORCCA® COLLECTION

## PAVER FINISHES

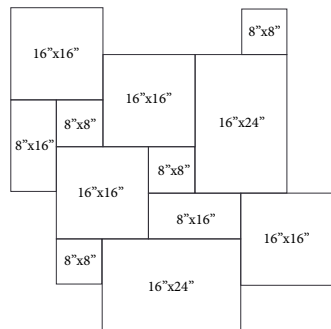


Vintage

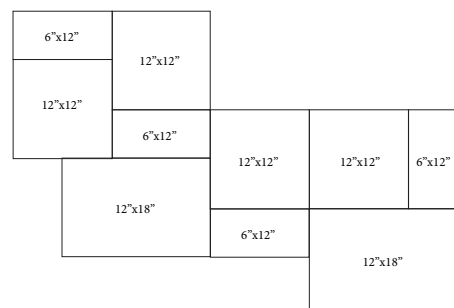
## PAVER SIZES



## PATTERN PAVERS (PRE-CRATED)



8" French Pattern




Gateway Pattern®  
(Option 2 out of 5)

## COPING & TREADS



Bullnose




Straight Edge

### Coping & Treads


6"x12"x2"	12"x24"x2"	12"x36"x2"	14"x36"x2"
14"x48"x2"	16"x24"x2"	16"x36"x2"	16"x48"x2"
24"x24"x2"	24"x36"x2"		

## LEDGELINE




6"x24"x5/8"-3/4"  
\*Corners Available

## SPLITFACE VENEER




4" Splitface  
\*Corners Available



3"-6"-9" Splitface  
\*Corners Available

## MODERN VENEER




Bamboo

## SLABS



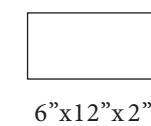
Thicknesses: 1 3/16" and 2"  
Finishes: Brushed and Vintaged

## DRIVEWAY PAVES FINISHES

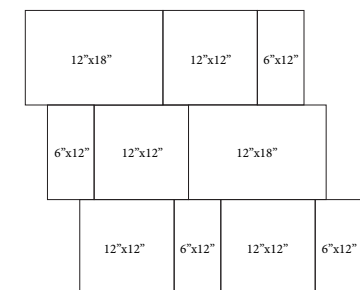


Vintage

## DRIVEWAY PAVES SIZES & PATTERNS



6"x12"x2"



12" Gateway Pattern 2"  
(Option 4 out of 5)

## FIRE BOWLS




Honed 26" Square Fire bowl



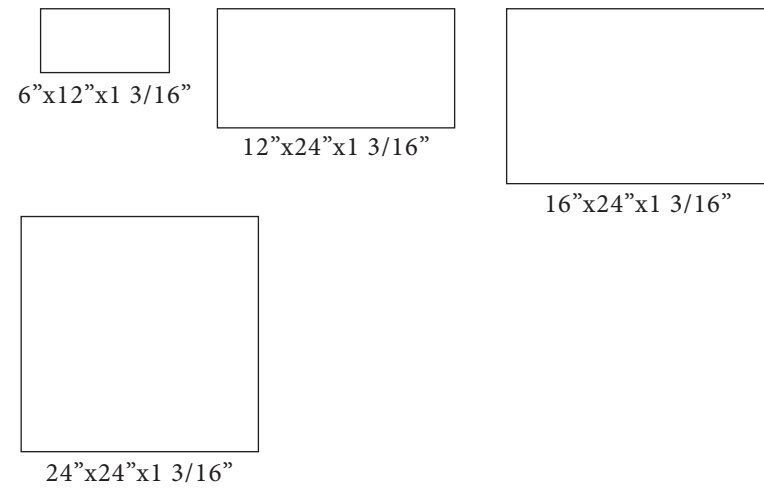
# TAKOMA SILVER® COLLECTION

## PAVER FINISHES

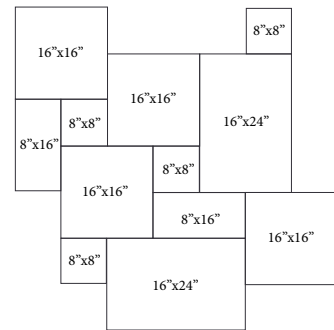


Antiqued

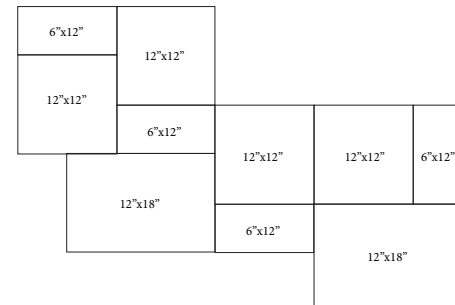
## PAVER SIZES



## PATTERN PAVERS (PRE-CRATED)



8" French Pattern



Gateway Pattern®  
(Option 2 out of 5)

## COPING & TREADS



Bullnose



Straight Edge

### Thin Coping

6"x12"x 1 3/16"    12"x24"x 1 3/16"  
16"x24"x 1 3/16"


### Coping & Treads

6"x12"x2"    12"x24"x2"    14"x36"x2"    12"x36"x2"  
16"x24"x2"    16"x36"x2"    24"x24"x2"    24"x36"x2"

## SPLITFACE VENEER



4" Splitface  
\*Corners Available




3"-6"-9" Splitface  
\*Corners Available



6"x24"x5/8"-3/4"  
\*Corners Available

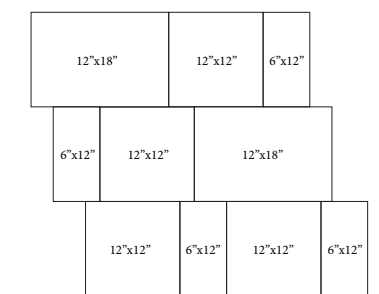
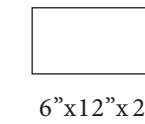
## LEDGELINE

## DRIVEWAY PAVER FINISHES



Antiqued

## DRIVEWAY PAVER SIZES & PATTERNS



12" Gateway Pattern x 2"  
(Option 4 out of 5)

## SLABS



Thicknesses: 2"  
Finishes: Brushed



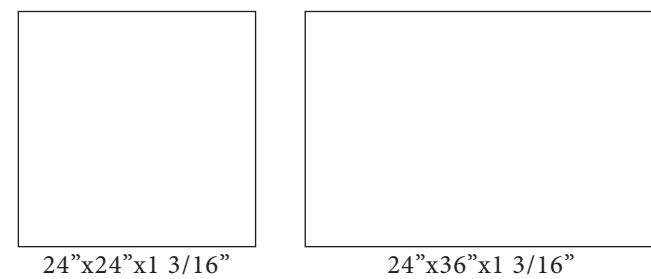
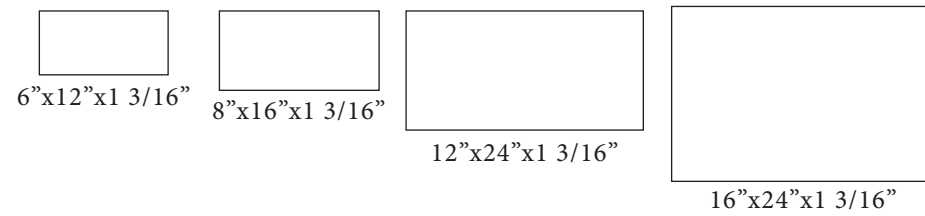
# TERRA COLLECTION

## PAVER FINISHES

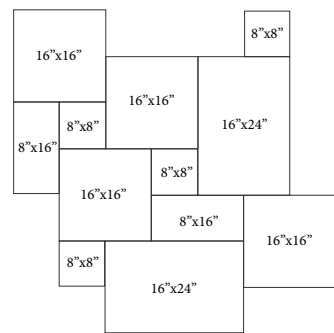


Antiqued

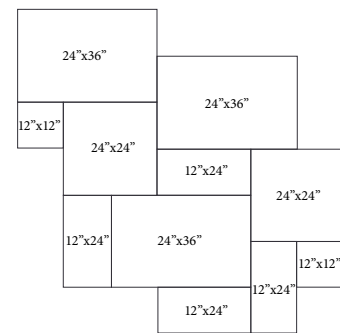
## PAVER SIZES



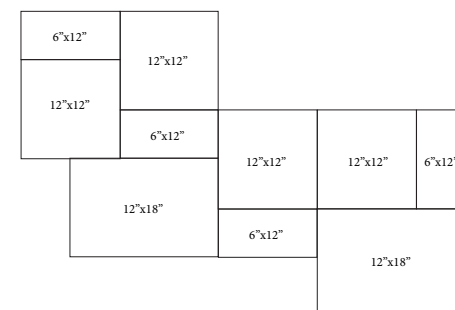
## PATTERN PAVERS (PRE-CRATED)



8" French Pattern



12" Washington Pattern



Gateway Pattern®  
(Option 2 out of 5)

## COPING & TREADS



Bullnose



Straight Edge

### Thin Coping

12"x24"x 1 3/16"    16"x24"x 1 3/16"

### Coping & Treads

6"x12"x2.25"    12"x24"x2.25"    12"x36"x2.25"    12"x48"x2.25"  
 14"x48"x2.25"    16"x24"x2.25"    16"x36"x2.25"    16"x48"x2.25"  
 24"x24"x2.25"    24"x36"x2.25"

## SPLITFACE VENEER



4" Splitface  
\*Corners Available



3"-6"-9" Splitface  
\*Corners Available

## WALL BLOCKS



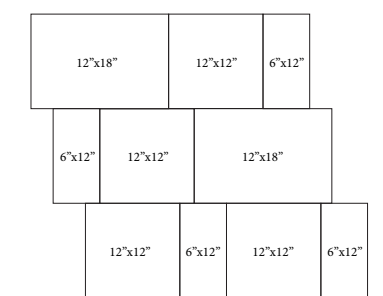
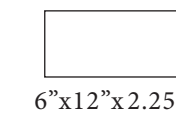
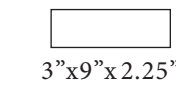
6"H x Random L  
8"D x Antiqued  
2 Long Sides Splitface

## DRIVEWAY PAVER FINISHES



Antiqued  
\*Reclaimed is made-to-order

## DRIVEWAY PAVER SIZES & PATTERNS



12" Gateway Pattern x 2.25"  
(Option 4 out of 5)

## SLABS



Thicknesses: 3/4", 1 3/16", 2.25"  
Finishes: Brushed



# CRAFTED PRECISION



Our in-house fabrication shops in New Jersey, North Carolina, and Tennessee bring precision and creativity to every project.

From on-site templating with laser measurements to personalized layouts and installation maps, we ensure a seamless process from start to finish.

Custom pieces are crafted from any Marmiro material, offering detailed edge profiles, slab production, and specialty features like LED strips, impressions, drains, and more made to match your vision without compromise.



Our on-site templating service carefully measures and captures every detail, whether pools, spas, or steps. With endless possibilities for custom pieces, we bring your vision to life with unmatched accuracy and style.

# ON-SITE Templating



PINPOINT ACCURACY



ON-SITE MEASUREMENTS



LIMITLESS SHAPES




Using either our precise templates or your own designs, we skillfully craft each piece with state-of-the-art machinery to ensure exceptional quality, detail, and accuracy. Every project is brought to life with expert precision and care.

# CUSTOM Fabrication



PRECISION CUTS



SMOOTH TRANSITIONS



FUNCTIONAL FORMS



Inspired by global forms, our modern carved panels add depth and luxury to any space using premium marbles, travertines, and natural stones. Available in standard and custom sizes, they bring unique dimension and style while helping you leave a lasting impression.


# GET Impressed



**DYNAMIC DEPTH**



**CLASSIC LINES**



**CARVED TEXTURES**




Our custom slab production delivers beautifully crafted counter tops, oversized radius pieces, wall panels, and more tailored to fit your unique design vision. Precision and quality come together to elevate every project with exceptional detail and style.

# CRAFTED Slabs



FLAWLESS INSTALLATIONS



CUSTOM PANELS



EDGE-TO-EDGE FIT



## RADIUS CUT COPING

**AVAILABLE SIZES:**

Widths: 12", 14", and 16"

Lengths: 2', 3', and 4'

Thickness: 1 3/16", 2", 2.25"

*Larger custom sizes may be available.*

**EDGE DETAILS:**

Straight Edge or Bullnose



## ANGLE CUT COPING

**AVAILABLE SIZES:**

Widths: 12" and 16"


Lengths: 12"

Thickness: 1 3/16", 2", 2.25"


*Custom sizes are available.*

**EDGE DETAILS:**

Straight Edge or Bullnose




Straight Edge




Full Bullnose




Half Bullnose



2mm - Top & Bottom




1/4" Round




3/8" Round




1/2" Round




1/16" Eased Edge




1/8" Bevel



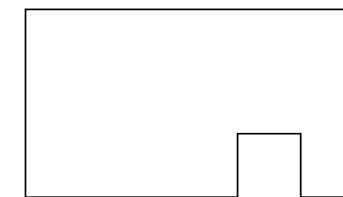
1/4" Bevel



3/8" Bevel



1/2" Bevel



LED Groove

# PROFILE Spec Sheet

**CORBEL**



**RADIUS STEPS**



**LED STRIPS**



**INLAY**



**BAR TOPS/ STOOLS**



**ETCHING**



**DRAIN COVERS**



**SKIMMER COVERS**



**DECK JET COVERS**



**FIREBOWLS**



**L CORNERS**



**TRANSITIONS**



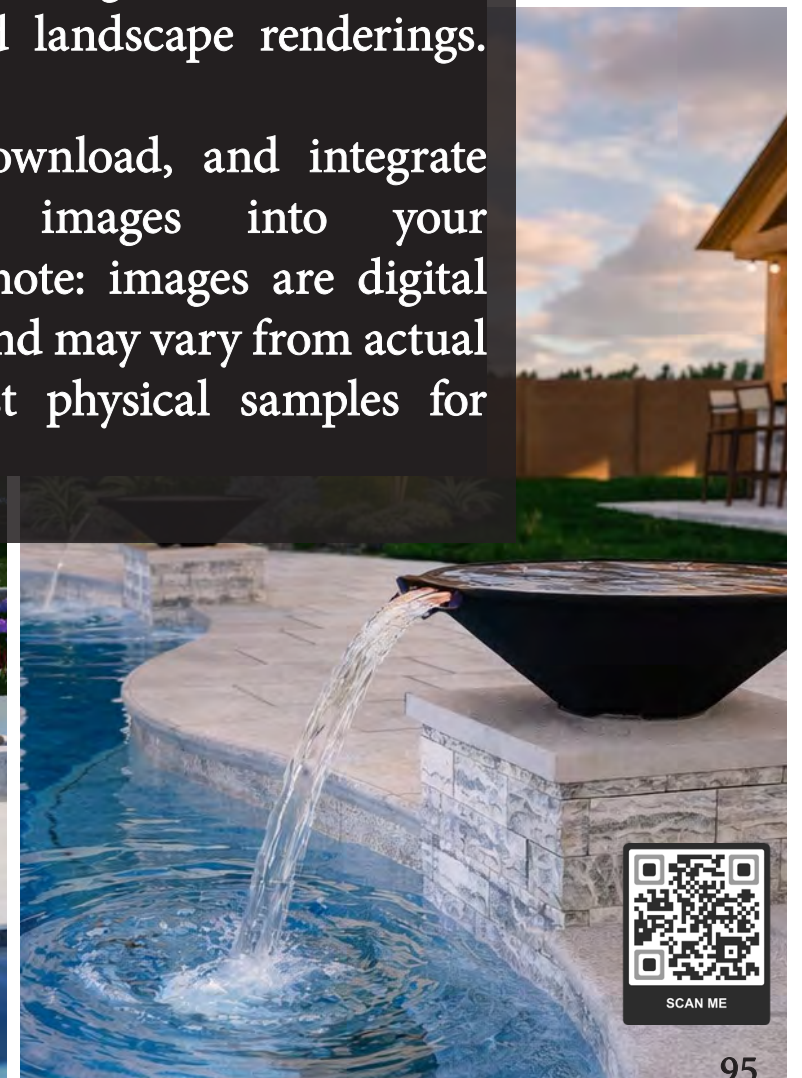



# DESIGN VAULT.® 2.0



Marmiro Design Vault™ 2.0 offers an ever-growing collection of optimized digital files featuring natural stone and other building materials for architectural and landscape renderings.

Easily access, download, and integrate these realistic images into your projects. Please note: images are digital representations and may vary from actual products—request physical samples for final selection.



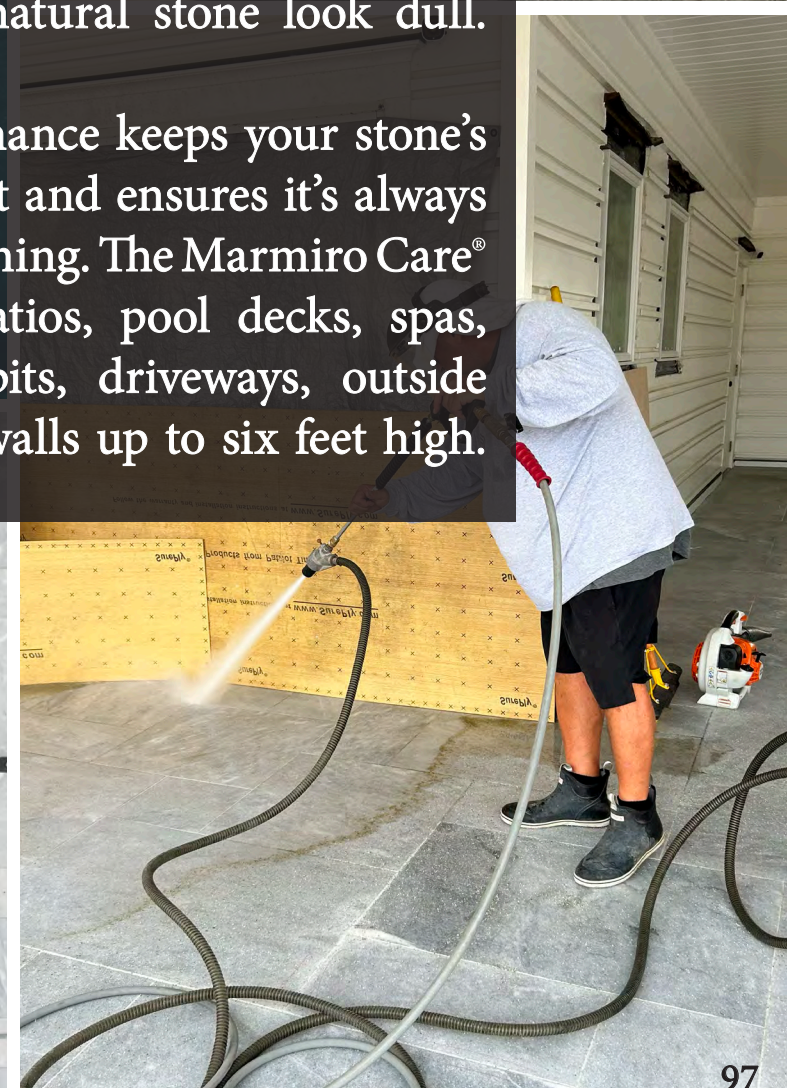


**MARMIRO CARE**<sup>®</sup>



Prepping your outdoor patio before and after each pool season helps remove buildup from chlorine and foot traffic that can make natural stone look dull.

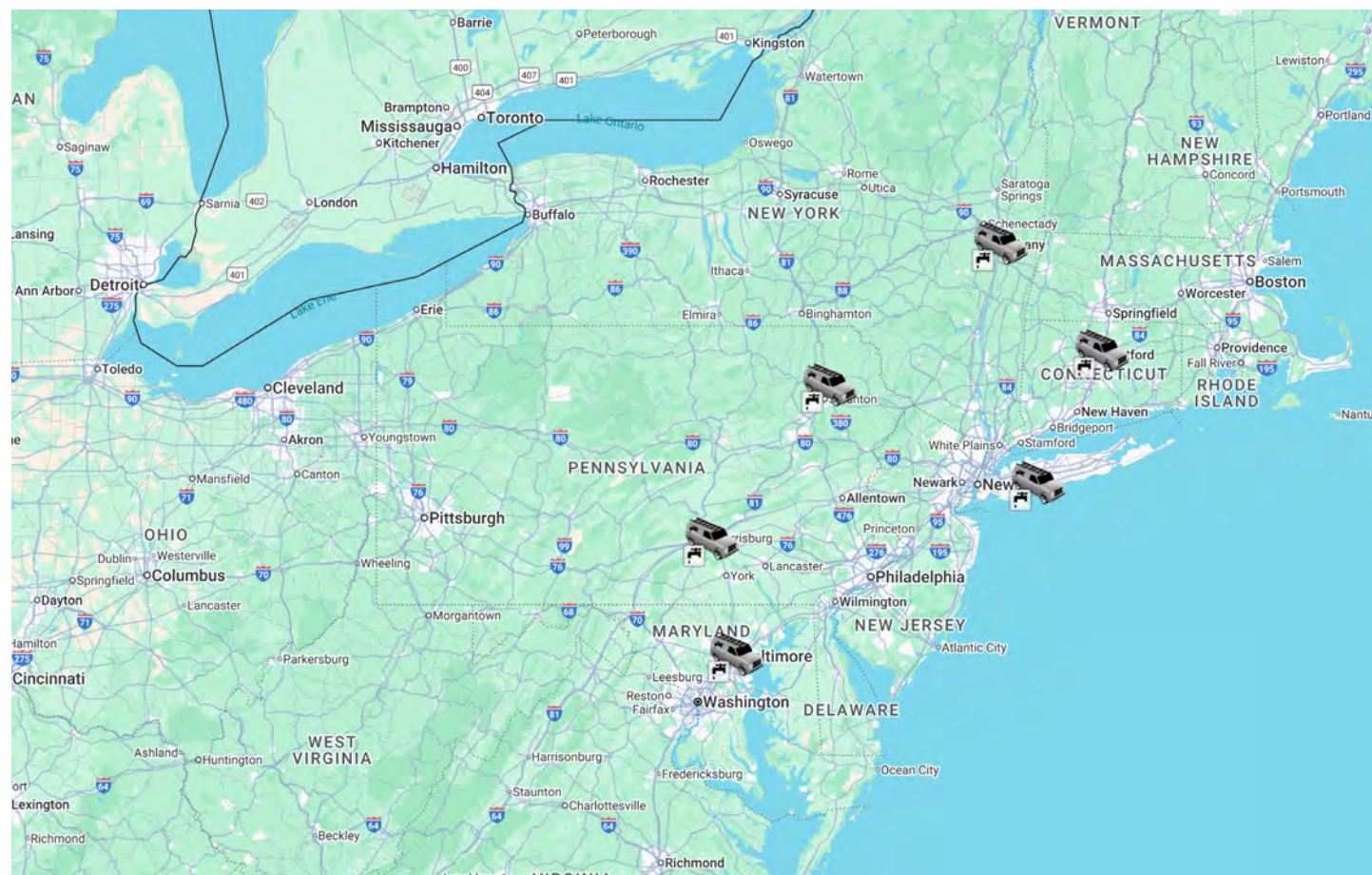
Seasonal maintenance keeps your stone's true color vibrant and ensures it's always ready for entertaining. The Marmiro Care<sup>®</sup> team services patios, pool decks, spas, walkways, fire pits, driveways, outside steps, and even walls up to six feet high.





## SERVICE AREAS

Serving within a two-hour radius of New York—up to Springfield, our furthest point, throughout all of New Jersey, and Baltimore, MD—we bring expert care right to your doorstep. For service in other locations, please contact your local sales representative.



Out of the Crate



Cleaned



Invisible Sealer



Enhanced Sealer

When you receive any of Marmiro Stones' sandblasted products, they may appear lighter straight out of the crate due to natural stone dust from the finishing process. A proper cleaning will reveal the stone's true, rich color. While sealing is optional, it can help protect the surface by keeping stains from penetrating, making future cleaning easier.

# THE Process





# NATURALLY DURABLE

**AFYON CLOUD®**  
 Antiqued Finish  
 Sandblasted Finish  
 Sandblasted with Invisible Sealer  
 Sandblasted with Enhanced Sealer



**AVENA®**  
 Antiqued Finish



**CARYA®**  
 Sandblasted Finish  
 Sandblasted with Invisible Sealer  
 Sandblasted with Enhanced Sealer



**CREMA® EDA**  
 Antiqued Finish  
 Sandblasted Finish  
 Sandblasted with Invisible Sealer  
 Sandblasted with Enhanced Sealer



**CREMA EDA® ROSA**  
 Antiqued Finish  
 Sandblasted Finish  
 Sandblasted with Invisible Sealer  
 Sandblasted with Enhanced Sealer



**CREMA OLIVA®**  
 Antiqued Finish  
 Sandblasted Finish  
 Sandblasted with Invisible Sealer  
 Sandblasted with Enhanced Sealer



**DEEP BLUE®**  
 Antiqued Finish  
 Sandblasted Finish  
 Sandblasted with Invisible Sealer  
 Sandblasted with Enhanced Sealer



**GRANO®**  
 Antiqued Finish



**KASHA®**  
 Sandblasted Finish  
 Sandblasted with Invisible Sealer  
 Sandblasted with Enhanced Sealer



**MARMIRO® BLUESTONE**  
 Bluestone Flamed  
 Bluestone Flamed Invisible Sealer  
 Bluestone with Enhanced Sealer



**ORCCA®**  
 Vintage Finish  
 Vintage with Invisible Sealer  
 Vintage with Enhanced Sealer




**PORCELAIN**  
 Light Porcelain Shade  
 Medium Porcelain Shade  
 Dark Porcelain Shade



**TAKOMA SILVER®**  
 Antiqued Finish



**TERRA**  
 Antiqued Finish



# HEAT Testing

Testing was conducted in Carlstadt, New Jersey. On September 1, 2022, the temperature reached 84°F, and on September 9, 2022, it was 80°F. All products were exposed to direct sunlight throughout both days. The chart below shows the temperature range for each product and finish.

### COMPRESSIVE STRENGTH ASTM - C170

Sample	Antiqued	Sandblasted
Crema Eda® Marble	13,453 psi	12,080 psi
Crema Eda® Rosa Marble	12,675 psi	13,434 psi
Kasha® Marble	N/A	18,200 psi
Afyon Cloud® Marble	10,968 psi	10,208 psi
Deep Blue® Marble	12,082 psi	11,929 psi
Terra Travertine	8,645 psi	N/A
Grano® Travertine	7,891 psi	7,945 psi
Avena® Travertine	9,287 psi	N/A
Takoma Silver® Travertine	11,639 psi	N/A
Crema Oliva® Marble	15,110 psi	14,868 psi
Orcca® Marble (Vintage)	N/A	14,933 psi
Carya® Marble	N/A	10,325 psi
Marmiro® Bluestone Sandstone (Flamed)	N/A	14,133 psi

### FLEXURAL STRENGTH ASTM - C880

Sample	Antiqued	Sandblasted
Crema Eda® Marble	N/A	1,284 psi
Crema Eda® Rosa Marble	N/A	1,466 psi
Kasha® Marble	N/A	1,295 psi
Afyon Cloud® Marble	N/A	1,308 psi
Deep Blue® Marble	N/A	1,878 psi
Terra Travertine	1,878 psi	N/A
Grano® Travertine	1,587 psi	N/A
Avena® Travertine	1,232 psi	N/A
Takoma Silver® Travertine	1,364 psi	N/A
Crema Oliva® Marble	N/A	2,341 psi
Orcca® Marble (Vintage)	N/A	2,083 psi
Carya® Marble	N/A	1,200 psi
Marmiro® Bluestone Sandstone (Flamed)	N/A	1,785 psi

### FREEZE AND THAW ASTM - C666

Sample	Results	Notes
Crema Eda® Marble	Pass	No cracks or deformations noted.
Crema Eda® Rosa Marble	Pass	No cracks or deformations noted.
Kasha® Marble	Pass	No cracks or deformations noted.
Afyon Cloud® Marble	Pass	No cracks or deformations noted.
Deep Blue® Marble	Pass	No cracks or deformations noted.
Terra Travertine	Pass	No cracks or deformations noted.
Grano® Travertine	Pass	No cracks or deformations noted.
Avena® Travertine	Pass	No cracks or deformations noted.
Takoma Silver® Travertine	Pass	No cracks or deformations noted.
Crema Oliva® Marble	Pass	No cracks or deformations noted.
Orcca® Marble (Vintage)	Pass	No cracks or deformations noted.
Carya® Marble	Pass	No cracks or deformations noted.
Marmiro® Bluestone Sandstone (Flamed)	Pass	No cracks or deformations noted.

# TECHNICAL Specifications

### WATER ABSORPTION ASTM - C97

Sample	Antiqued Water Absorption %	Sandblasted Water Absorption %
Crema Eda® Marble	0.17	0.19
Crema Eda® Rosa Marble	0.17	0.16
Kasha® Marble	N/A	0.52
Afyon Cloud® Marble	0.17	0.16
Deep Blue® Marble	0.17	0.18
Terra Travertine	1.98	N/A
Grano® Travertine	2.12	2.24
Avena® Travertine	1.71	N/A
Takoma Silver® Travertine	0.52	N/A
Crema Oliva® Marble	0.60	0.44
Orcca® Marble (Vintage)	N/A	2.90
Carya® Marble	N/A	0.83%
Marmiro® Bluestone Sandstone (Flamed)	N/A	1.76%

### DENSITY ASTM - C97

Sample	Antiqued Density	Sandblasted Density
Crema Eda® Marble	168.5 lbs/ft <sup>3</sup>	167.4 lbs/ft <sup>3</sup>
Crema Eda® Rosa Marble	168.3 lbs/ft <sup>3</sup>	169.3 lbs/ft <sup>3</sup>
Kasha® Marble	N/A	162.8 lbs/ft <sup>3</sup>
Afyon Cloud® Marble	162.4 lbs/ft <sup>3</sup>	164.2 lbs/ft <sup>3</sup>
Deep Blue® Marble	163.8 lbs/ft <sup>3</sup>	167.4 lbs/ft <sup>3</sup>
Terra Travertine	153.1 lbs/ft <sup>3</sup>	N/A
Grano® Travertine	154.7 lbs/ft <sup>3</sup>	152.0 lbs/ft <sup>3</sup>
Avena® Travertine	145.8 lbs/ft <sup>3</sup>	N/A
Takoma Silver® Travertine	151.0 lbs/ft <sup>3</sup>	N/A
Crema Oliva® Marble	162.8 lbs/ft <sup>3</sup>	162.1 lbs/ft <sup>3</sup>
Orcca® Marble (Vintage)	N/A	168.8 lbs/ft <sup>3</sup>
Carya® Marble	N/A	168.5 lbs/ft <sup>3</sup>
Marmiro® Bluestone Sandstone (Flamed)	N/A	160.5 lbs/ft <sup>3</sup>

### DISCLAIMER


Marmiro Stones, Inc. has no control over the buyer's selection, installation, or use of any stone. Prior to using or permitting the use of our products, the buyer must determine the suitability, slip resistance, and maintainability of the products for the intended application and assumes all risk and liability in connection therewith. Marmiro Stones, Inc. is not responsible for any losses or damages sustained by the buyer, or any other person, as a result of improper installation, misapplication, or misuse of our products.

Information concerning temperature ranges illustrated in this catalog reflects measurements taken by Marmiro Stones on September 1, 2022 and September 9, 2022 in Carlstadt, New Jersey, using a laser temperature gun at our own facilities, which are not a certified thermal testing laboratory. These results should not be solely relied upon when selecting products, as temperatures will vary depending on installation, maintenance, usage, and environmental factors, all of which remain the responsibility of the customer and their installer.

Marmiro Stones, Inc. expressly disclaims any and all claims arising out of or in connection with the sale, transportation, installation, or use of our products, or from reliance on information contained in this document(s), including but not limited to, loss of rights, materials, personal injury, or other damages. The buyer agrees to hold Marmiro Stones, Inc., its agents, and employees harmless against any loss, damage, claim, suit, liability, judgment, or expense related thereto. For more detailed information concerning stone or paver specifications, please refer to the applicable ASTM standards. Incorporated by reference are all terms and conditions contained within this catalog.



TECHNICAL SPECS



INSTALLATION GUIDELINES



# PRODUCT AVAILABILITY

	6" X 12" X 1 3/16"	8" X 16" X 1 3/16"	12" X 24" X 1 3/16"	16" X 24" X 1 3/16"	24" X 24" X 1 3/16"	24" X 36" X 1 3/16"	8" FP X 1 3/16"	12" WP X 1 3/16"	GATEWAY X 1 3/16"
--	--------------------	--------------------	---------------------	---------------------	---------------------	---------------------	-----------------	------------------	-------------------

## PAVERS ANTIQUED SIZES

Crema Eda.		✓		✓			✓		
Crema Eda.Rosa				✓			✓		
Kasha.									
Crema Oliva.									
Carya.									
Afyon Cloud.		✓		✓			✓		
Deep Blue.		✓		✓			✓		
Orcca.									
Takoma Silver.	✓		✓	✓	✓		✓		
Avena.		✓	✓	✓	✓	✓	✓		✓
Terra	✓	✓	✓	✓	✓	✓	✓	✓	✓

	6" X 12"	12" X 24"	12" X 36"	12" X 48"	14" X 36"	14" X 48"	16" X 24"	16" X 36"	16" X 48"	24" X 24"	24" X 36"
--	----------	-----------	-----------	-----------	-----------	-----------	-----------	-----------	-----------	-----------	-----------

## COPING & TREADS ANTIQUED SIZES

Crema Eda.		✓	✓		✓		✓	✓		✓	
Crema Eda.Rosa		✓	✓		✓		✓	✓		✓	
Kasha.											
Crema Oliva.											
Carya.											
Afyon Cloud.		✓		✓		✓	✓		✓	✓	
Deep Blue.		✓		✓		✓	✓		✓	✓	
Orcca.											
* Takoma Silver.	✓	✓	✓		✓		✓	✓		✓	✓
* Avena.	✓	✓	✓		✓		✓	✓		✓	✓
Terra	✓	✓	✓	✓	✓	✓	✓	✓	✓	✓	✓

\* Products marked with a red asterisk (\*) are 2" thick

*\*Charts are provided for guidance on production capabilities. Additional sizes or finishes may be accommodated upon request. In-stock availability of all sizes is not guaranteed; please contact a sales representative for additional information.*

	8"X16" X 1 3/16"	12"X24" X 1 3/16"	16"X24" X 1 3/16"	24"X24" X 1 3/16"	24"X36" X 1 3/16"	24"X48" X 1 3/16"	8" FP X 1 3/16"	GATEWAY X 1 3/16"
PAVERS VINTAGE, LEATHER, AND SANDBLASTED SIZES								
Crema Eda.	✓	✓	✓	✓	✓	✓	✓	✓
Crema Eda.Cafe		✓	✓	✓	✓	✓	✓	✓
Crema Eda.Rosa		✓	✓	✓	✓		✓	✓
Kasha.		✓	✓	✓	✓	✓	✓	✓
Crema Oliva.		✓	✓	✓	✓	✓	✓	✓
Carya.		✓	✓	✓	✓	✓	✓	✓
Afyon Cloud.		✓	✓	✓	✓	✓	✓	✓
Afyon Cloud.Blend		✓	✓	✓	✓	✓	✓	
Deep Blue.		✓	✓	✓	✓	✓	✓	✓
Orcca.	✓	✓	✓	✓	✓		✓	✓

\*Please note that only Afyon Cloud® Blend and Crema Eda® Café are available in a leather finish, while Orcca® is available exclusively in a vintage finish.

	6"X12"	12"X24"	12"X36"	12"X48"	12"X60"	12"X72"	14"X36"	14"X48"	14"X60"	14"X72"	16"X24"	16"X36"	16"X48"	16"X72"	18"X48"	24"X24"	24"X36"	24"X48"	30"X30"
COPING & TREADS VINTAGE, LEATHER, AND SANDBLASTED SIZES																			
Crema Eda.	✓	✓	✓	✓	✓	✓	✓	✓	✓	✓	✓	✓	✓	✓	✓	✓	✓	✓	✓
*Crema Eda.Cafe		✓	✓	✓			✓		✓		✓		✓		✓	✓	✓		
Crema Eda.Rosa		✓	✓	✓	✓		✓	✓	✓		✓		✓		✓	✓	✓		
*Kasha.		✓	✓	✓	✓		✓	✓	✓		✓		✓		✓	✓	✓		
Crema Oliva.	✓	✓	✓	✓	✓	✓	✓	✓	✓	✓	✓	✓	✓	✓	✓	✓	✓	✓	✓
*Carya.	✓	✓	✓	✓	✓	✓	✓	✓	✓	✓	✓	✓	✓	✓	✓	✓	✓	✓	✓
Afyon Cloud.	✓	✓	✓	✓	✓	✓	✓	✓	✓	✓	✓	✓	✓	✓	✓	✓	✓	✓	✓
Afyon Cloud.Blend		✓	✓	✓			✓		✓		✓		✓		✓	✓	✓		
Deep Blue.	✓	✓	✓	✓	✓	✓	✓	✓	✓	✓	✓	✓	✓	✓	✓	✓	✓	✓	✓
*Orcca.	✓	✓	✓	✓			✓	✓			✓	✓	✓		✓	✓	✓		

\* Products marked with a red asterisk (\*) are 2" thick

\*Please note that only Afyon Cloud® Blend and Crema Eda® Café are available in a leather finish, while Orcca® is available exclusively in a vintage finish.

	6" X 12" X 2"	6" X 12" X 2.25"	GATEWAY PATTERN
DRIVEWAY PAVER SIZES			
Crema Eda.		✓	✓
Crema Oliva.		✓	✓
Carya.	✓		✓
Afyon Cloud.		✓	✓
Deep Blue.		✓	✓
Orcca.	✓		✓
Takoma Silver.	✓		✓
Avena.	✓		✓
Terra		✓	✓

\* Reclaimed finish is available as a custom order.

	6"X12" X 1 3/16" ANTIQUED	12"X24" X 1 3/16" ANTIQUED	16"X24" X 1 3/16" ANTIQUED	12"X24" X 1 3/16" SANDBLASTED	16"X24" X 1 3/16" SANDBLASTED
THIN COPING SANDBLASTED / ANTIQUED SIZES					
Crema Eda.		✓	✓	✓	✓
Crema Oliva.				✓	✓
Carya.				✓	✓
Afyon Cloud.		✓	✓	✓	✓
Deep Blue.		✓	✓	✓	✓
Orcca.					
Takoma Silver.	✓	✓	✓		
Avena.	✓	✓	✓		
Terra		✓	✓		

	6"X6" X 1/2" LEATHER	6"X12" X 1/2" LEATHER	6"X24" X 1/2" LEATHER	12"X24" X 1/2" LEATHER	24"X24" X 1/2" LEATHER	6"X6" X 3/4" SANDBLASTED	6"X12" X 3/4" SANDBLASTED	6"X24" X 3/4" SANDBLASTED	12"X24" X 3/4" SANDBLASTED	24"X24" X 3/4" SANDBLASTED
POOL TILES & TILES LEATHER / SANDBLASTED SIZES										
Crema Eda.	✓	✓	✓	✓	✓	✓	✓	✓	✓	✓
Crema Eda.Cafe										
Kasha.	✓	✓	✓	✓	✓	✓	✓	✓	✓	✓
Crema Oliva.	✓	✓	✓	✓	✓	✓	✓	✓	✓	✓
Carya.	✓	✓	✓	✓	✓					
Afyon Cloud.	✓	✓	✓	✓	✓	✓	✓	✓	✓	✓
Deep Blue.	✓	✓	✓	✓	✓	✓	✓	✓	✓	✓
Orcca.	✓	✓	✓	✓	✓					

	4" X RANDOM L	6" X RANDOM L	3"-6"-9" X RANDOM L
<b>SPLITFACE VENEER SIZES</b>			
Crema Eda.	✓		✓
Crema Eda.Rosa	✓		
Kasha.			
Crema Oliva.			
Carya.	✓		
Afyon Cloud.	✓	✓	✓
Deep Blue.	✓		
Orcca.	✓		✓
Takoma Silver.	✓		✓
Avena.	✓		
Terra	✓		✓

\* Matching corners available

	12"X24" X 3/4" BAMBOO	12"X24" X 3/4" GROOVE	11"X24" X 1 3/16" WAVE
<b>MODERN VENEER SIZES</b>			
Crema Eda.			
Crema Eda.Rosa			
Kasha.			
Crema Oliva.	✓	✓	
Carya.	✓		
Afyon Cloud.	✓	✓	✓
Deep Blue.	✓	✓	
Orcca.	✓		
Takoma Silver.			
Avena.			
Terra			

	6"X24" X 5/8" X 1 3/16"
<b>LEDGELINE VENEER SIZES</b>	
Crema Eda.	✓
Crema Eda.Rosa	
Kasha.	
Crema Oliva.	
Carya.	
Afyon Cloud.	✓
Deep Blue.	
Orcca.	✓
Takoma Silver.	✓
Avena.	✓
Terra	

\* Matching corners available

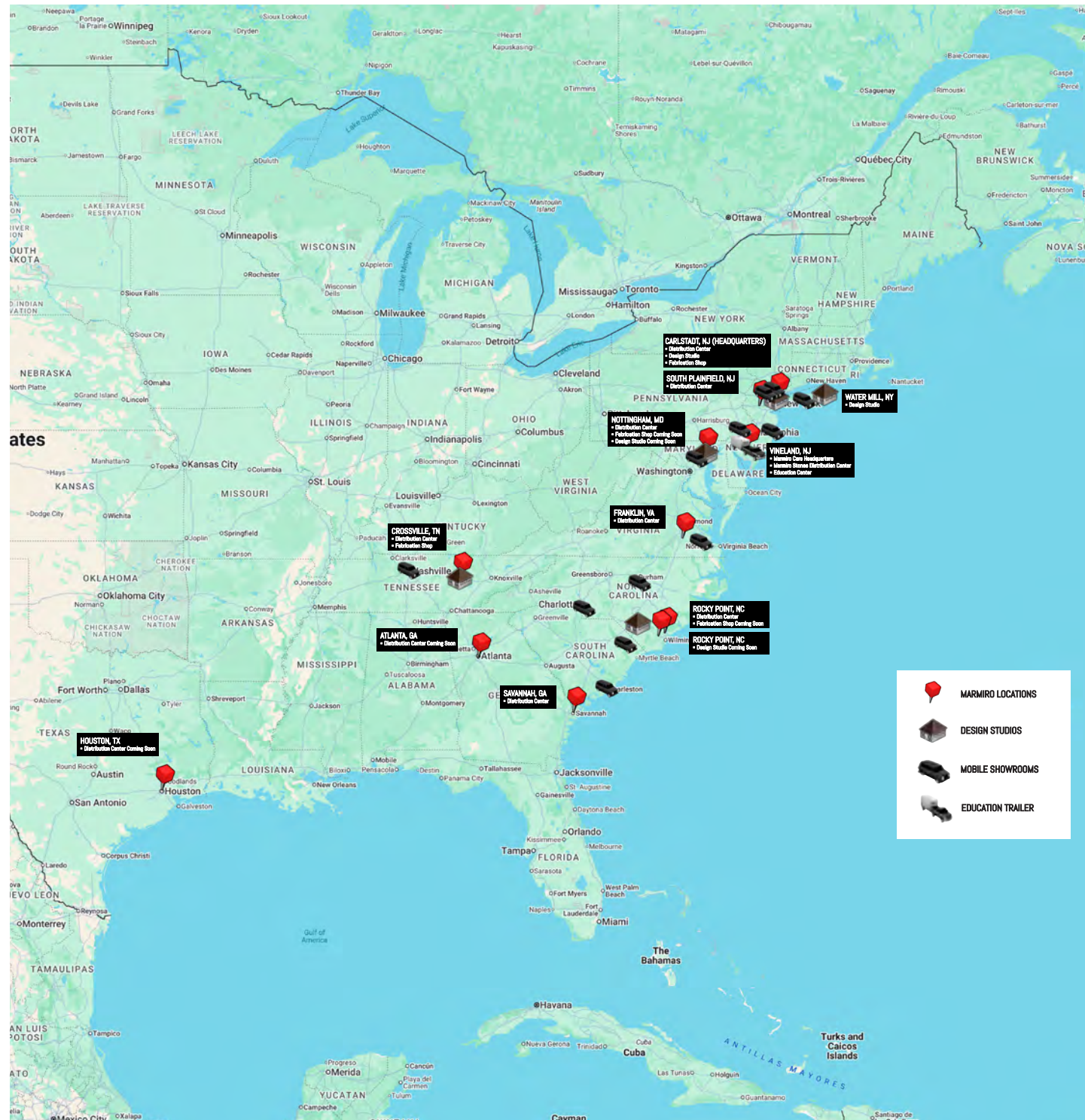
	6"H X RANDOM L X 8" ANTIQUED 2 SIDES SF
<b>WALL BLOCK SIZES</b>	
Crema Eda.	✓
Crema Eda.Rosa	
Kasha.	
Crema Oliva.	
Carya.	
Afyon Cloud.	✓
Deep Blue.	✓
Orcca.	
Takoma Silver.	
Avena.	
Terra	✓



Whether in one of our design studios or from the comfort of your home with one of our 12 mobile showrooms. Wherever you choose to meet, our team will help bring your vision to life with ease and expertise.

# START YOUR Design Journey





# MARMIRO Locations



## NJ Headquarters

DESIGN STUDIO, PRODUCTION & DISTRIBUTION CENTER

790 WASHINGTON AVE, CARLSTADT, NJ 07072

HOURS: MON - FRI 8:00 AM - 5:00 PM  
WEEKEND HOURS: SAT: 8:00AM - 12:00PM

PHONE: 201-933-6461

\*PICK-UP APPOINTMENT REQUIRED



## NJ Warehouse

MARMIRO CARE HEADQUARTERS, NJ DISTRIBUTION CENTER, & EDUCATION CENTER

570 BROAD LAWN TERRACE, VINELAND, NJ 08360

HOURS: MON - FRI 8:00 AM - 5:00 PM

PHONE: 201-933-6461

\*PICK-UP APPOINTMENT REQUIRED



## NY Design Studio

DESIGN STUDIO

910 MONTAUK HWY, WATER MILL, NY 11976

PHONE: 201-933-6461

\*BY APPOINTMENT ONLY



## MD Warehouse

DISTRIBUTION CENTER

4217 FITCH AVE, NOTTINGHAM, MD 21236

HOURS: MON - FRI 7:00 AM - 4:00 PM

PHONE: 443-233-6400

\*PICK-UP APPOINTMENT REQUIRED



## VA Warehouse

DISTRIBUTION CENTER

131 SACHS AVE, FRANKLIN, VA 23851

HOURS: MON - FRI 7:00 AM - 4:00 PM

PHONE: 910-427-9870

\*PICK-UP APPOINTMENT REQUIRED



## NC Regional Office

DESIGN STUDIO (COMING SOON)

65 CARVER DR. ROCKY POINT, NC 28457

PHONE: 910-427-9870

\*BY APPOINTMENT ONLY



## NC Warehouse

DISTRIBUTION CENTER

675 COMPLEX ROAD, WILMINGTON, NC 28457

HOURS: MON - FRI 7:30 AM - 4:30 PM  
PHONE: 910-427-9870

\*PICK-UP APPOINTMENT REQUIRED



## TN Regional Office

DESIGN STUDIO, PRODUCTION & DISTRIBUTION CENTER

210 MARYETTA ST, CROSSVILLE, TN 38555

HOURS: MON - FRI 7:00 AM - 4:00 PM

PHONE: 931-281-4110

\*PICK-UP APPOINTMENT REQUIRED



## GA Warehouse

DISTRIBUTION CENTER

3501 EDWIN AVE, SAVANNAH, GA 31405

HOURS: MON - FRI 7:00 AM - 4:00 PM

PHONE:

\*PICK-UP APPOINTMENT REQUIRED

At Marmiro Stones, we pride ourselves on maintaining the highest standards of ethical business practices, sustainability, and responsibility in all aspects of our operations. Our policies include strong commitments to fair competition and the protection of intellectual property, ensuring a secure and ethical business environment for all stakeholders. Below is an overview of our commitments and the measures we take to ensure fairness, environmental stewardship, and community support:

### 1. ETHICAL BUSINESS CONDUCT

Our ethical guidelines are built on principles of honesty, fairness, respect, confidentiality, and social responsibility. We:

- Promote transparency and accountability in all operations.
- Foster trust with clients, suppliers, and other stakeholders through open communication.
- Protect trade secrets and respect intellectual property rights while expecting the same from our partners.
- Avoid any manipulation of the market, products, or pricing to maintain healthy competition.

### 2. FAIR TREATMENT OF EMPLOYEES

We are committed to providing a safe, fair, and respectful workplace for all employees. Key measures include:

- Providing clear warning signs across facilities to prevent workplace accidents.
- Offering visual training materials and conducting regular safety drills to ensure preparedness.
- Delivering on-the-job training tailored to specific roles and responsibilities. Key aspects of our employee practices include:
  - Ensuring compliance with labor laws, including fair wages, social security (SGK), and leave entitlements.
  - Providing all employees with their legal rights, such as fair compensation, insurance, and leave.
  - Encouraging equal opportunities and a discrimination-free environment.
  - Providing safety measures like warning signs, visual training materials, on-the-job training, and regular drills.

### 3. TRANSPARENT SUPPLIER AND CUSTOMER RELATIONS

We maintain fair and transparent relationships with suppliers and customers by:

- Treating all suppliers equally, using written documentation to govern procurement activities.
- Objectively evaluate supplier proposals based on predefined specifications and selection criteria.
- Ensuring all clients are invoiced based on transparent pricing and offering equal service standards under similar conditions.
- Delivering products that meet agreed-upon quality standards and customer expectations.

### 4. ECO-FRIENDLY AND SUSTAINABLE PRACTICES

Sustainability is integral to our operations, particularly in quarrying and energy usage. Our initiatives include:

- Implementing waste management and treatment facilities for biological and water waste.
- Installing Solar Energy Systems (SES) at our Sivrihisar and Afyon factories, covering a substantial portion of our energy needs. Additional projects are underway at our Denizli facility and Sivrihisar site.
- Transitioning a significant portion of our forklift and vehicle fleet to electric systems, reducing our carbon footprint.
- Following clearly defined procedures to minimize environmental impact during the extraction of blocks from quarries.

### 5. HEALTH AND SAFETY STANDARDS

We prioritize the health and safety of our employees by adhering to both legal and ethical safety practices. Measures include:

- Conducting comprehensive workplace hazard assessments to identify and mitigate risks.
- Providing clear warning signs across facilities to alert employees to potential hazards.
- Offering visual training materials to ensure employees understand safety procedures effectively.
- Conducting periodic safety drills to prepare for emergencies and reinforce safety protocols.
- Delivering on-the-job training tailored to specific roles and responsibilities to ensure safety at every level.
- Maintaining detailed records of safety initiatives and audits to track progress and identify areas for improvement.
- Actively implementing safety policies from the hiring process through to the employee's final day. Measures include:
  - Conducting workplace hazard assessments and implementing necessary precautions.
  - Providing visual training materials, on-the-job training, and periodic drills.
  - Maintaining detailed records of all safety initiatives.
  - Ensuring that safety policies are actively implemented from recruitment to the final day of employment.

### 6. COMMUNITY AND SOCIAL RESPONSIBILITY

We actively engage in initiatives that contribute to society and support the communities in which we operate. These include:

- Making donations and providing aid to address community needs.
- Building strong relationships with local communities to foster trust and collaboration.
- Ensuring all business relationships are built on transparency and ethical principles.

### 7. COMMITMENT TO ENVIRONMENTAL RESPONSIBILITY

We take significant steps to ensure our operations are environmentally responsible, including:

- Using renewable energy for a large portion of our electricity needs through solar power installations.
- Regularly investing in eco-friendly technologies to enhance sustainability.
- Employing advanced wastewater treatment systems to minimize environmental impact.

### DOCUMENTATION:

The entire business processes, forms, job descriptions, directives, procedures, and regulations are defined.

### FUTURE INITIATIVES

To further enhance our practices, we plan to:

- Achieve 100% renewable energy usage across all facilities.
- Collaborate with third-party auditors to validate compliance with international standards.

Marmiro Stones remains dedicated to delivering high-quality products with a strong foundation of ethical, sustainable, and socially responsible practices. Should you require more detailed information or specific documentation, we would be happy to provide it.

# ETHICAL PRACTICES & Certifications





# MARMIRO STONES<sup>®</sup>

BY TURAN BEKISOGLU

## US HEADQUARTERS & DESIGN STUDIO

790 WASHINGTON AVE, CARLSTADT, NJ 07072

*Schedule Your Visit*

201-933-6461

## DISTRIBUTION CENTERS

New Jersey  
Maryland  
Virginia  
North Carolina  
Tennessee  
Georgia

## DESIGN STUDIO NY

910 MONTAUK HWY, WATER MILL, NY 11976

*Schedule Your Visit*

201-933-6461

## DESIGN STUDIO TN

210 MARYETTA ST, CROSSVILLE, TN 38555

*Schedule Your Visit*

931-340-3171



SCAN TO DOWNLOAD  
OUR DIGITAL VERSION