




MARMIRO STONES®

BY TURAN BEKISOGLU

**OUTDOOR PORCELAIN COLLECTION**







## TECHNICAL INFORMATION



**GLAZED PORCELAIN TILE**



**FLOOR TILE**



**WALL TILE**



**WATER ABSORPTION**  
≤ 0.5%



**FROST RESISTANT**



**INKJET TECHNOLOGY**



**ROTOCOLOR TECHNOLOGY**



**MIN. GROUT JOINT**  
1 MM.



**RECTIFIED**

## SLIP RESISTANCE VALUE



Inclination angle > 6° - 10° / low static friction (Entrances, Bathrooms, Kitchens)



Inclination angle > 10° - 19° / normal static friction (Storage Areas)



Inclination angle > 19° - 27° / raised static friction (Restaurants, Dining Halls)



Inclination angle > 27° - 35° / high static friction (Industrial Kitchens, Firefighting Buildings)



Inclination angle > 35° / very high static friction (Especially on slopes and high floor wear areas)

R9 products are recommended for indoor use.  
R10, R11, R12, R13 products are recommended for outdoor use.

## PATTERN VARIATIONS



The least amount of shade and texture variation.



Light to moderate shade and texture variation within each carton.



High shade texture variation within each carton.



Very high shade and texture variation within each carton.



**CALACATTA** ----- Serie  
**PEARL** ----- Color

**2CM R11 FLAT** ----- Finish

24"x24" | 102075527 | 50 faces  
24"x48" | 302075527 | 25 faces

Features

Size  
Option

SKU  
Number

Face  
Count

## OUTDOOR PORCELAIN TILE BLENDING OF ADVANTAGES

It is a material with high technical and visual performance.

Slabs obtained by pressing, followed by vitrification: this process involves the total fusion into a single material made from natural raw materials (sand, quartz, feldspars, kaolin, clays and natural colourants) which, fired at temperatures above 1230°C (2246°F), are transformed into a product with exceptional hardness, practically no absorption at all and unmatched mechanical characteristics.

Marmiro Stones® porcelain tile is eco-compatible.

## PRACTICAL CONTEMPORARY

ADHESIVE INSTALLATION

LAYING ON LAWN

LAYING ON SAND

LAYING ON GRAVEL

INSTALLATION ON RAISED PEDESTAL SYSTEM





Outdoor Series

## ANDES SLATE



R11

V4

2CM

Relief

**ANDES SLATE**  
MOCHA

2CM R11 RELIEF

24"x24" | 102077677 | 20 faces



R11

V4

2CM

Relief

**ANDES SLATE** •  
GOLD

2CM R11 RELIEF

24"x24" | 102077650 | 20 faces



R11

V4

2CM

Relief

**ANDES SLATE**  
ANTHRACITE

2CM R11 RELIEF

24"x24" | 102077668 | 20 faces



# AUMA

Outdoor Series



**AUMA .**  
OAK

2CM R11 FLAT

24"x48" | 302077170 | 6 faces



**AUMA .**  
TAUPE

2CM R11 FLAT

24"x48" | 302077191 | 6 faces








Outdoor Series

# BLUESTONE



- R11
- V4
- 
- 

**BLUESTONE •**  
GREY


2CM R11 FLAT

24"x24" | 102067609 | 2 faces



# CALACATTA

Outdoor Series



## CALACATTA • PEARL

2CM R11 FLAT

24"x24" | 102075527 | 50 faces

24"x48" | 302075527 | 25 faces



## CALACATTA SLATE PEARL

2CM R11 FLAT

24"x24" | 102078427 | 50 faces



R11

V4

FF

FF

R11

V4

FF

FF





Outdoor Series

# CALACATTA

- R11
- V4
- 
- 

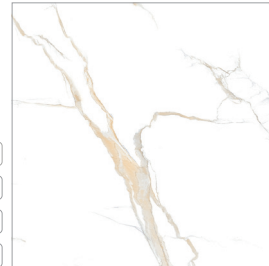


**CALACATTA .**  
GOLD

2CM R11 FLAT

24"x24" | 102077050 | 30 faces

- R11
- V4
- 
- 



**CALACATTA**  
**SLATE**  
GOLD

2CM R11 FLAT

24"x24" | 102078450 | 30 faces



# CLAY

Outdoor Series



## CLAY • ANTHRACITE

2CM R11 FLAT

24"x24" | 102067468 | 10 faces

24"x48" | 302067468 | 5 faces



## CLAY • GREY

2CM R11 FLAT

24"x24" | 102067409 | 10 faces

24"x48" | 302067409 | 5 faces



R11

V4

FLAT

2CM

R11

V4

FLAT

2CM





Outdoor Series

# CLAY



**CLAY •**  
SAND

2CM R11 FLAT

24"x24" | 102067458 | 10 faces  
24"x48" | 302067458 | 5 faces



**CLAY •**  
WHITE

2CM R11 FLAT

24"x24" | 102067410 | 10 faces  
24"x48" | 302067410 | 5 faces



# CLAY FULL BULLNOSE

Outdoor Series

V2



CLAY •  
FULL BULLNOSE  
ANTHRACITE

2CM R11 FLAT

24"x48" | 302023868 | 5 faces

V2



CLAY •  
FULL BULLNOSE  
GREY

2CM R11 FLAT

24"x48" | 302023809 | 5 faces

V2



CLAY •  
FULL BULLNOSE  
WHITE

2CM R11 FLAT

24"x48" | 302023810 | 5 faces





Outdoor Series

## CROSSOVER




**CROSSOVER**  
WHITE

2CM R11 FLAT

24"x24" | 102067759 | 12 faces


24"x48" | 302067759 | 6 faces



**CROSSOVER**  
GREY

2CM R11 FLAT

24"x24" | 102067709 | 12 faces



**CROSSOVER** •  
ANTHRACITE

2CM R11 FLAT

24"x24" | 102067768 | 12 faces



# EARTH

Outdoor Series



## EARTH • GREY

2CM R11 FLAT

24"x24" | 102068309 | 14 faces

24"x48" | 302068309 | 7 faces

R11

V4



## EARTH • ANTHRACITE

2CM R11 FLAT

24"x24" | 102068368 | 14 faces

R11

V4








Outdoor Series

# EPIRO



## EPIRO • ANTHRACITE

2CM R11 FLAT

24"x24" | 102068168 | 12 faces  
24"x48" | 302068168 | 6 faces



## EPIRO • GREY

2CM R11 FLAT

24"x24" | 102068109 | 16 faces  
24"x48" | 302068168 | 8 faces



Outdoor Series

# PIETROSA MARBLE



R11

V4

2CM

FLAT

**PIETROSA  
MARBLE**

2CM R11 FLAT


24"x24" | 102067300 | 2 faces





# PIETROSA SAND

Outdoor Series



R11

V4

■

■

**PIETROSA  
SAND**

2CM R11 FLAT

24"x24" | 102067358 | 2 faces



Outdoor Series

# SUDBURY



## SUDBURY ANTHRACITE

2CMR11 FLAT

24"x24" | 102072468 | 6 faces



## SUDBURY LIGHT GREY

2CMR11 FLAT

24"x24" | 102072438 | 6 faces





# BOX / PALLET DETAILS

NOMINAL THICKNESS		NOMINAL SIZE		PCS / BOX	BOX		BOX PER PALLET	PALLET		PALLET SIZE		WEIGHT OF LOADED PALLET	
cm	inch	cm	inch		m <sup>2</sup>	sqf		m <sup>2</sup>	sqf	cm	inch	kg	lb
2	3/4"	60x60	24x24	2	0.72	7.74	30	21.60	232.41	80x120x75	31x48x29	1,150	2,530
2	3/4"	60x120	24x48	1	0.72	7.74	32	23.04	247.91	93x128x75	36x50x29	1,250	2,750
1 inch = 2.54 cm		1 cm = 0.39 Inch		1 lb = 0.45 Kg		1 kg = 2.20 lb		1 m <sup>2</sup> = 10.76 sf		1 sf = 0.09 m <sup>2</sup>			

# OUTDOOR 2 CM

Method	Declared Value
The ASTM C373 Water Absorption	≤ 0.3 %
The ASTM C648 Breaking Strength	≥ 2200 lbf
The ASTM C650 Chemical Resistance	Resistant
The ASTM C1026 Freeze-Thaw	Resistant
The ASTM C1027 Surface Abrasion (PEI)	Min Class 4
The ASTM C1378 Stain Resistance	Min Class B
ANSI A326.3 Dynamic Coefficient of Friction (DCOF – wet only)	≥ 0.79
ASTM 1895 Mohs Scratch Hardness	Min 7
Length and width	± 0.15%
Thickness	± 0.5%
Straightness of Sides	± 10 %
Rectangularity	± % 0.25 (± 1 mm)
Center-Edge Curvature-Warpage	± % 0.25 (± 1 mm)
Surface Quality	% 95

DECO | VITA  
PorcelainTile



# MARMIRO STONES®

BY TURAN BEKISOGLU

## US HEADQUARTERS / DESIGN STUDIO NJ

790 WASHINGTON AVE  
CARLSTADT, NJ 07072  
BY APPOINTMENT ONLY

## DESIGN STUDIO NY

910 MONTAUK HWY  
WATER MILL, NY 11976  
BY APPOINTMENT ONLY

## DESIGN STUDIO TN

210 MARYETTA ST  
CROSSVILLE, TN 38555  
BY APPOINTMENT ONLY

---

### CONTACT US:

201-933-6461

INFO@MARMIRO.COM

SUPPORT@MARMIRO.COM

NEW JERSEY

NEW YORK

MARYLAND

VIRGINIA

NORTH CAROLINA

SOUTH CAROLINA

TENNESSEE

## FOLLOW US



SCAN ME